

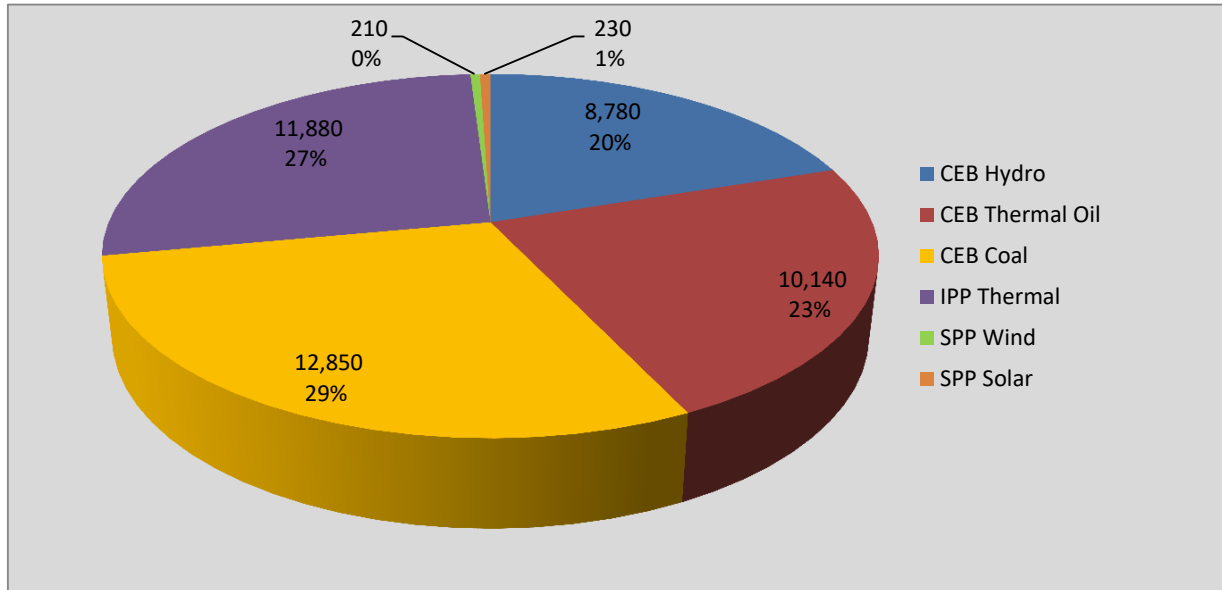
Generation and Reservoirs Statistics

April 6, 2018



PUBLIC UTILITIES COMMISSION OF SRI LANKA

Daily Generation Mix in MWh



Total Generation 44,088 MWh

Note: Generation from other SPPs (Mini Hydro, small scale Solar and Biomass) is not included

Cumulative Dispatch

For Current Month

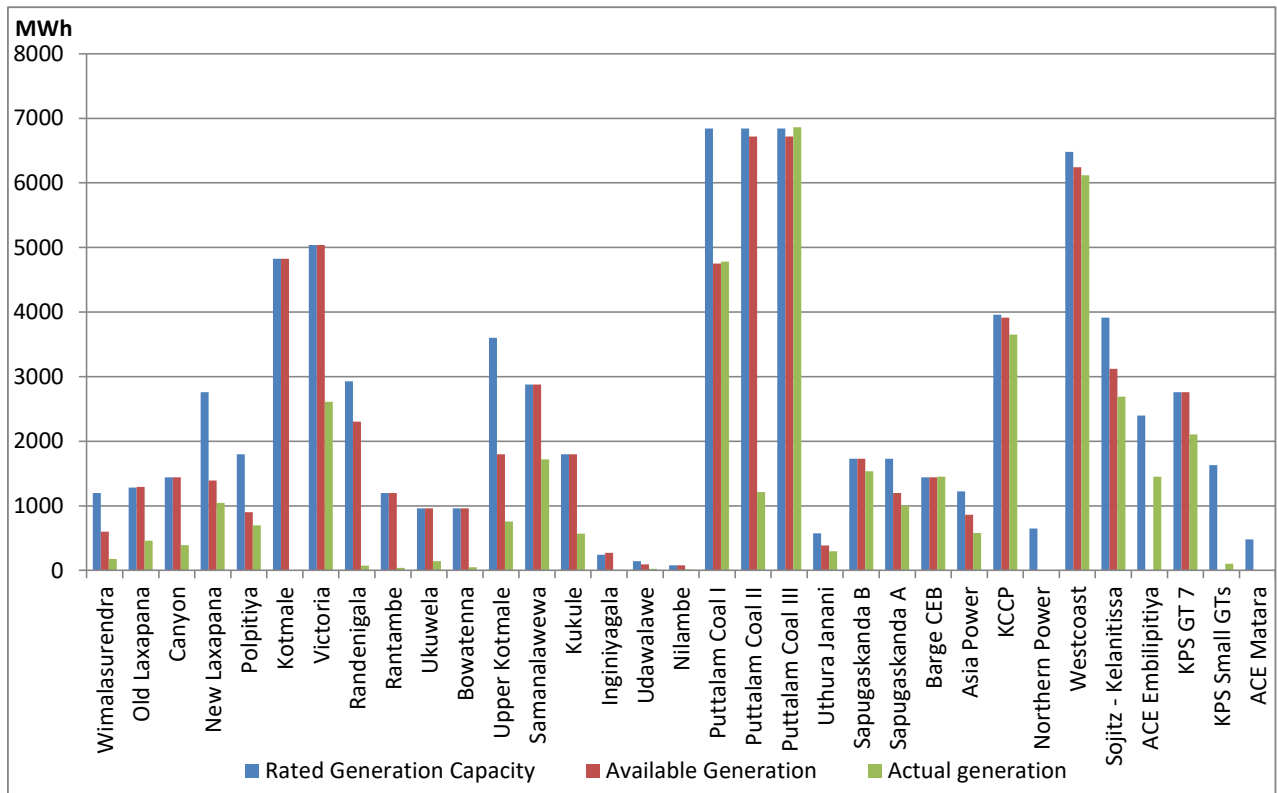
| Category | Dispatch (MWh) | Percentage |
|-----------------|------------------|------------|
| CEB Hydro | 55,540.0 | 21.43% |
| CEB Thermal Oil | 51,252.0 | 19.77% |
| CEB Coal | 82,299.0 | 31.75% |
| IPP Thermal | 67,390.0 | 26.00% |
| SPP Wind& Solar | 2,745.0 | 1.06% |
| Total | 259,226.0 | |

For Current Year

| Category | Dispatch (GWh) | Percentage |
|-----------------|----------------|------------|
| CEB Hydro | 711 | 18.49% |
| CEB Thermal Oil | 813 | 21.16% |
| CEB Coal | 1,517 | 39.46% |
| IPP Thermal | 728 | 18.93% |
| Renewable | 75 | 1.96% |
| Total | 3,844 | |

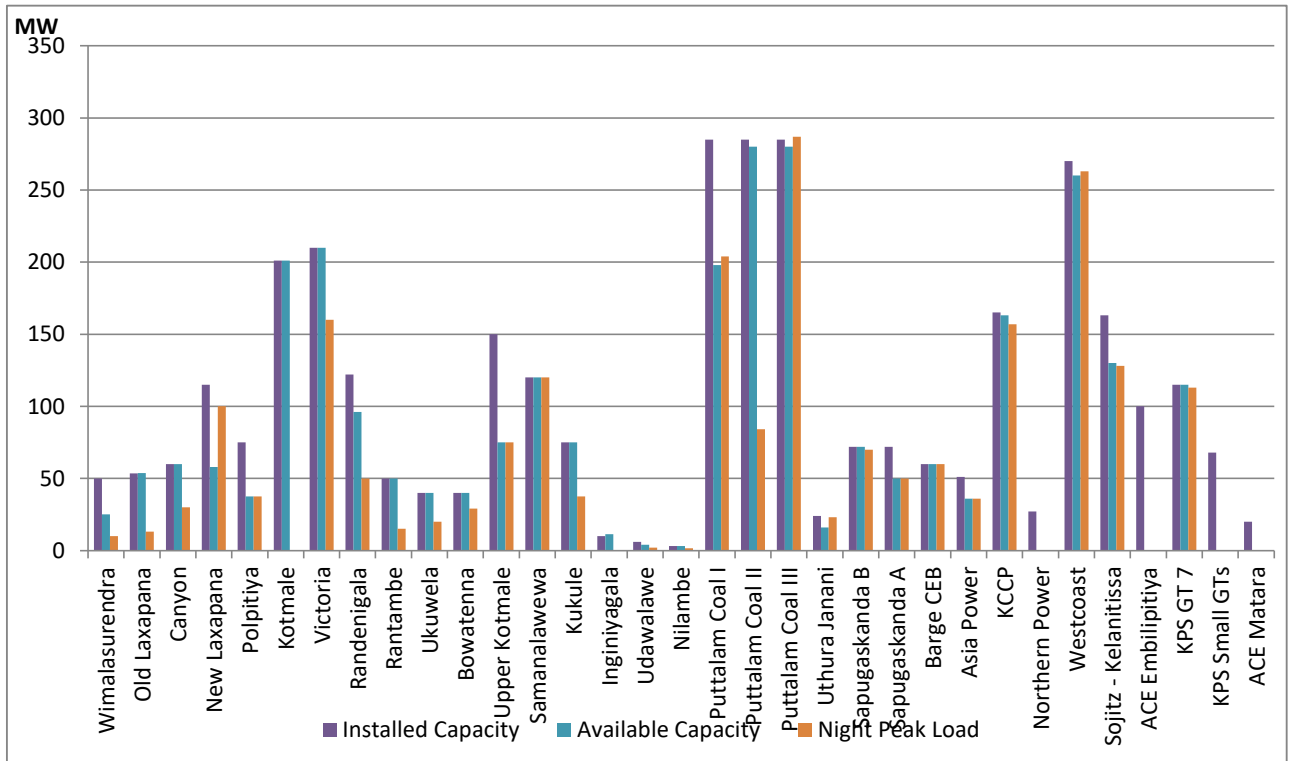
*Renewable figure does not include the Minihydro, Biomass and small scale SPP solar plants contribution during the last 3 months.

Plant Dispatch on April 6, 2018



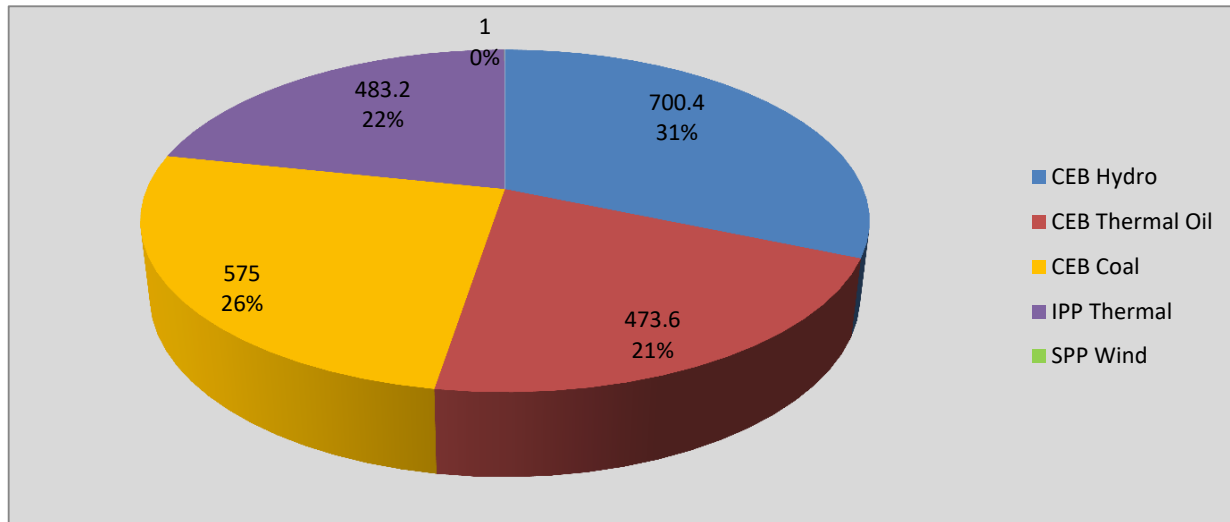
Note- Available Generation is estimated based on plant availability at 6.00am on April 7, 2018

Plant Loading at Night Peak on April 6, 2018



Note- Plant availability is recorded at 6.00 am on April 7, 2018

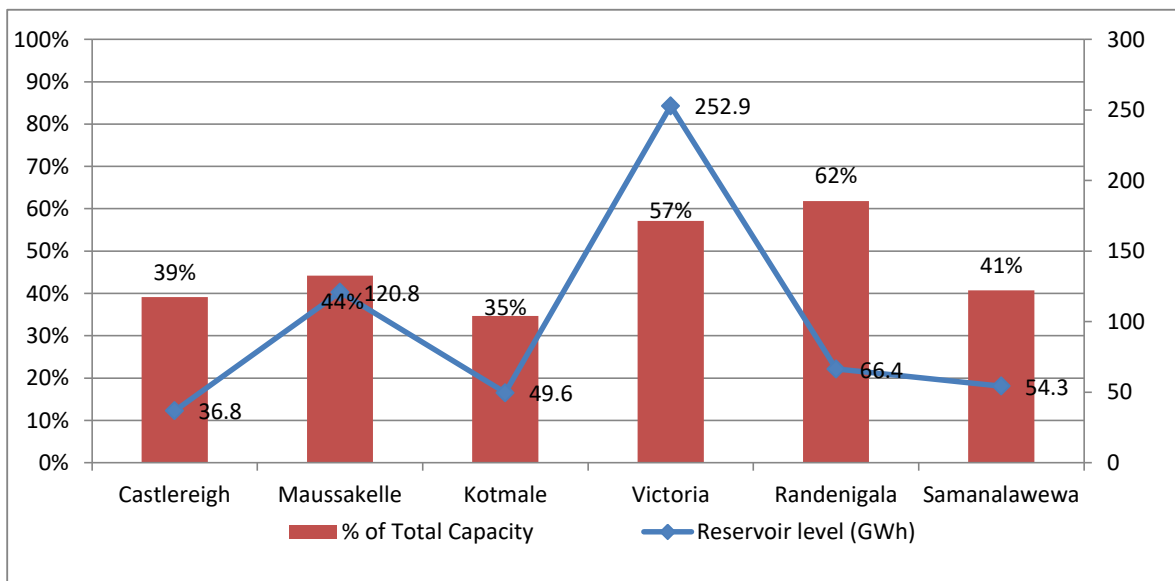
Contribution to the Night Peak in MW



| | |
|----------------|------------|
| Night Peak | 2,233.2 MW |
| Day Peak | 2,225.6 MW |
| Minimum Demand | 1,321.7 MW |

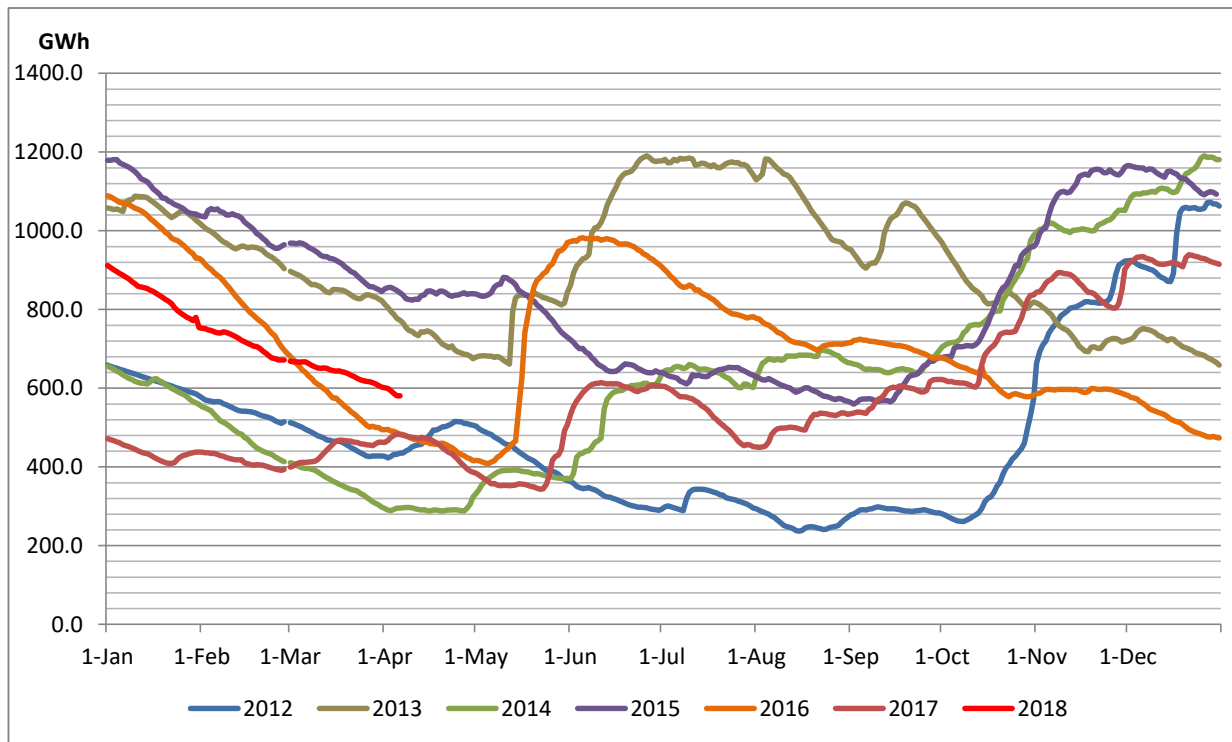
Note: Contribution from other SPPs (Mini Hydro, Solar and Biomass) is not included

Reservoir Levels - as at 06.00 Hr on April 7, 2018

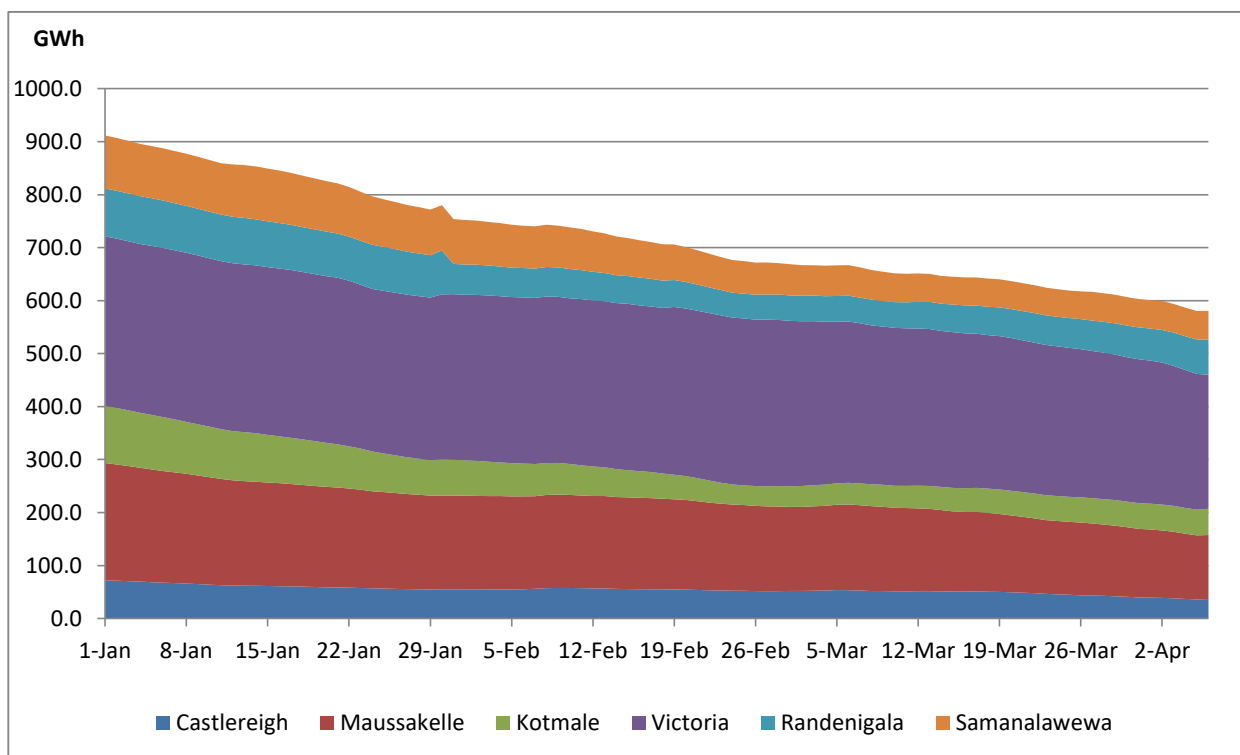


| | |
|----------------------------|-------|
| Total Reservoir Level(GWh) | 580.8 |
| % of Total capacity | 48.6% |

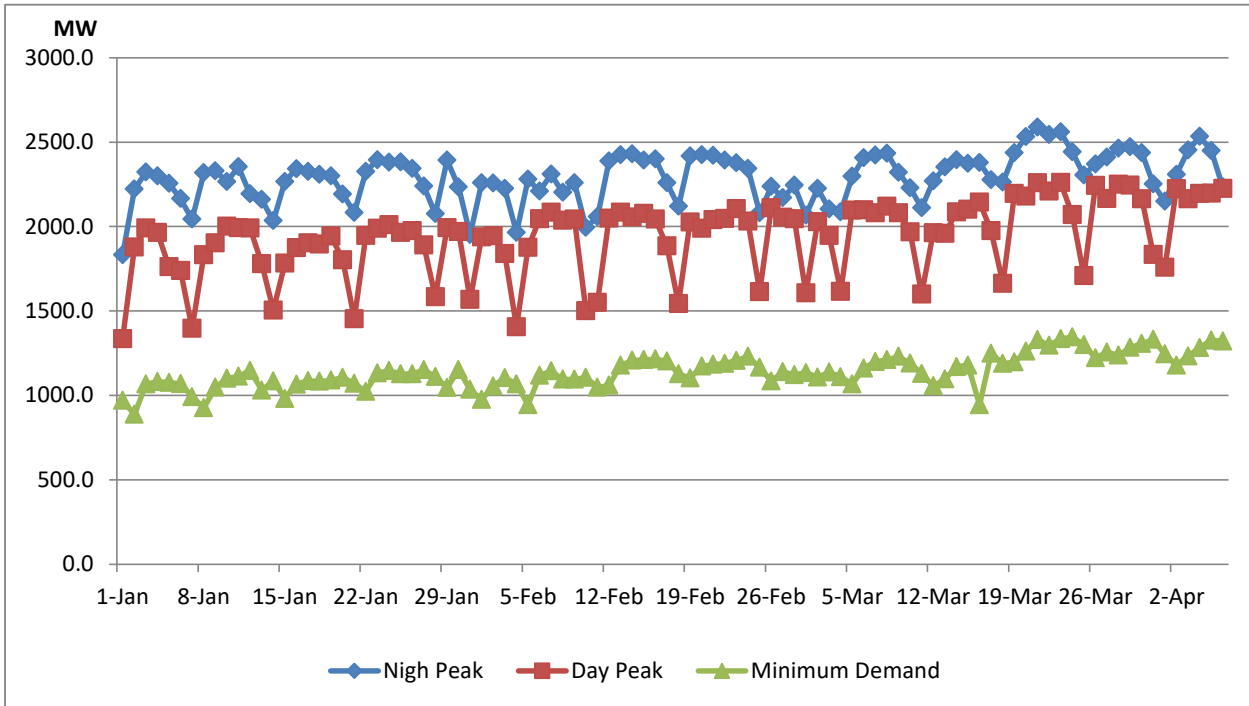
Comparison of Total Reservoir Storage Levels with Past Years



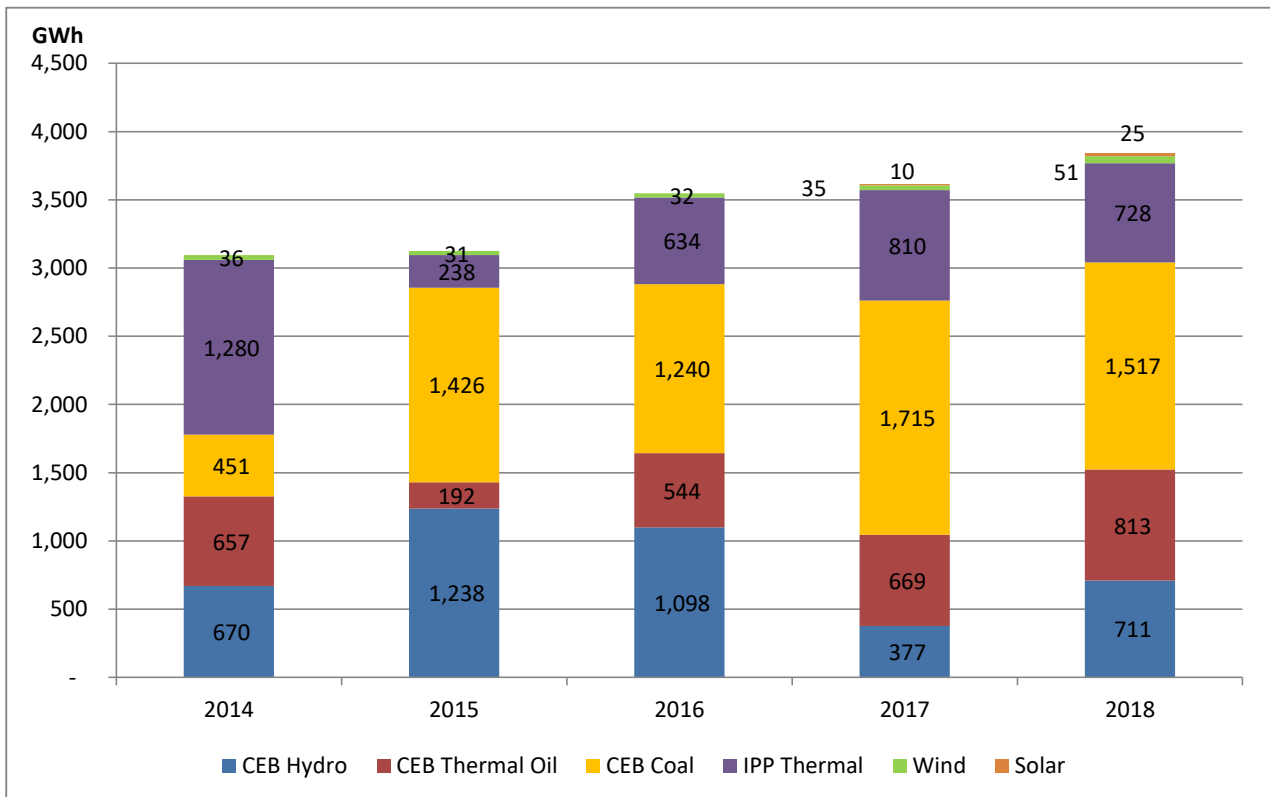
Variation of Major Hydro Reservoir Levels in GWh- 2017



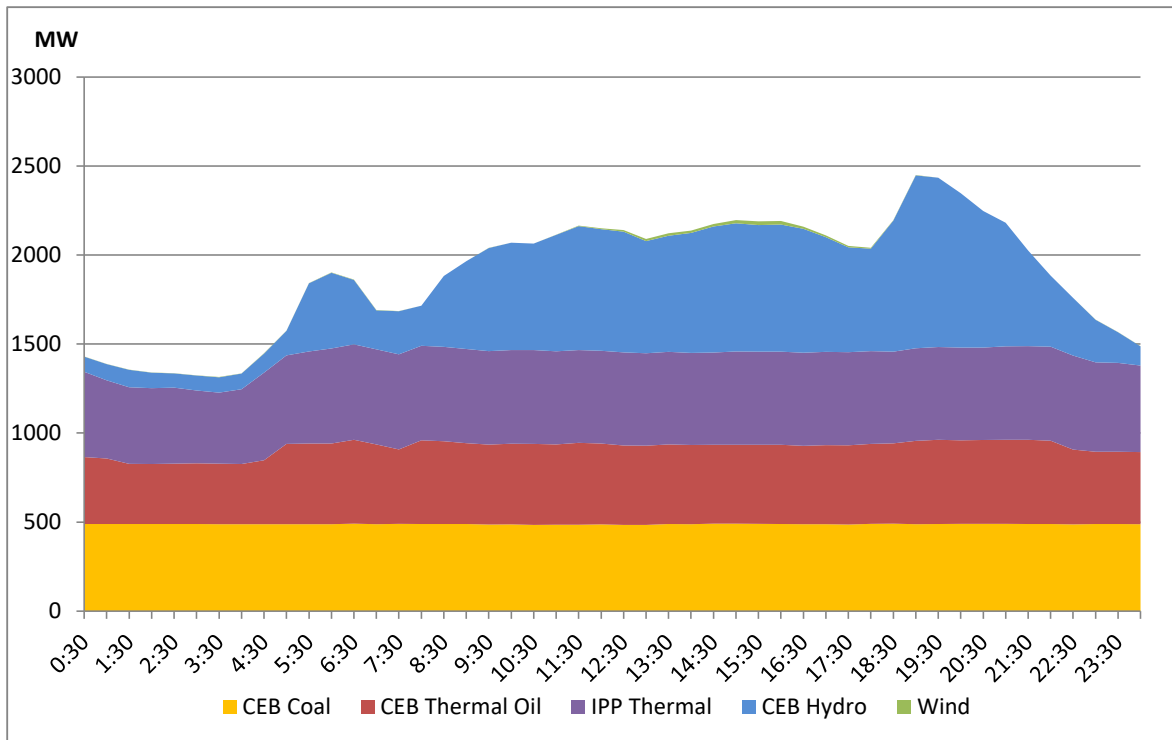
Variation of Demand



Comparison of Cumulative Dispatch



Daily Load Curve - April 5, 2018



| Power Station | Capacity (MW) | Primary Fuel |
|-------------------------------|---------------|-------------------------|
| CEB Hydro | | |
| Victoria | 210 | |
| Ukuwela | 40 | |
| Kotmale | 201 | |
| Randenigala | 122 | |
| Rantambe | 49 | |
| Bowatenna | 40 | |
| Nilambe | 3.2 | |
| Upper Kotmale | 150 | |
| Old Laxapana | 50 | |
| New Laxapana | 115 | |
| Polpitiya | 75 | |
| Wimalasurendra | 50 | |
| Canyon | 60 | |
| Samanalawewa | 120 | |
| Kukuleganga | 75 | |
| Inginiyagala | 10 | |
| Udawalawe | 6 | |
| | | |
| CEB Thermal | | |
| Sapugaskanda 1 | 72 | Heavy Fuel |
| Sapugaskanda 2 | 72 | Heavy Fuel |
| Kelanitissa Small Gas Turb | 68 | Auto Diesel |
| GT 7 - Kelanitissa | 115 | Auto Diesel |
| Kelanitissa CCY | 165 | Naptha & Diesel |
| Lakvijaya (Puttalam Coal) | 285 | Coal |
| Lakvijaya (Puttalam Coal) | 285 | Coal |
| Lakvijaya (Puttalam Coal) | 285 | Coal |
| Uthuru Janani | 24 | Heavy Fuel |
| Barge CEB | 60 | Furnace Oil |
| | | |
| Private Thermal (IPPs) | | |
| Asia Power | 51 | Heavy Fuel |
| Sojitz - Kelanitissa | 163 | Auto Diesel |
| West Coast | 270 | Low Sulphur Furnace oil |
| Northern Power | 27 | Auto Diesel |
| ACE Embilipitiya | 100 | Furnace Oil |