

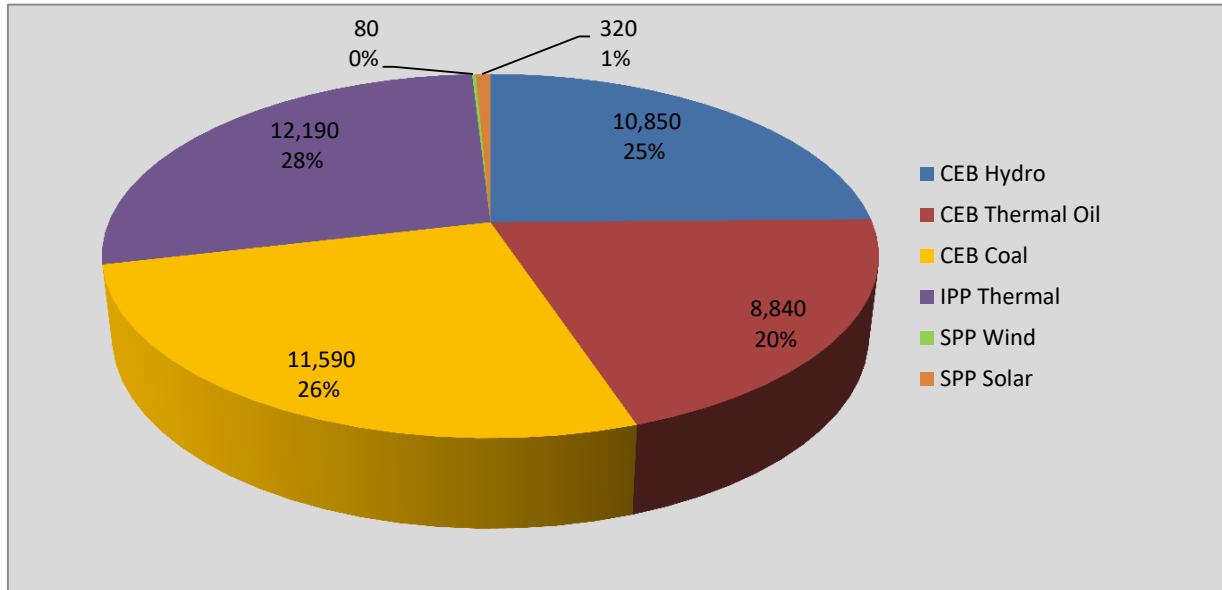
# **Generation and Reservoirs Statistics**

**April 3, 2018**



PUBLIC UTILITIES COMMISSION OF SRI LANKA

## Daily Generation Mix in MWh



**Total Generation 43,867 MWh**

Note: Generation from other SPPs (Mini Hydro, small scale Solar and Biomass) is not included

## Cumulative Dispatch

### For Current Month

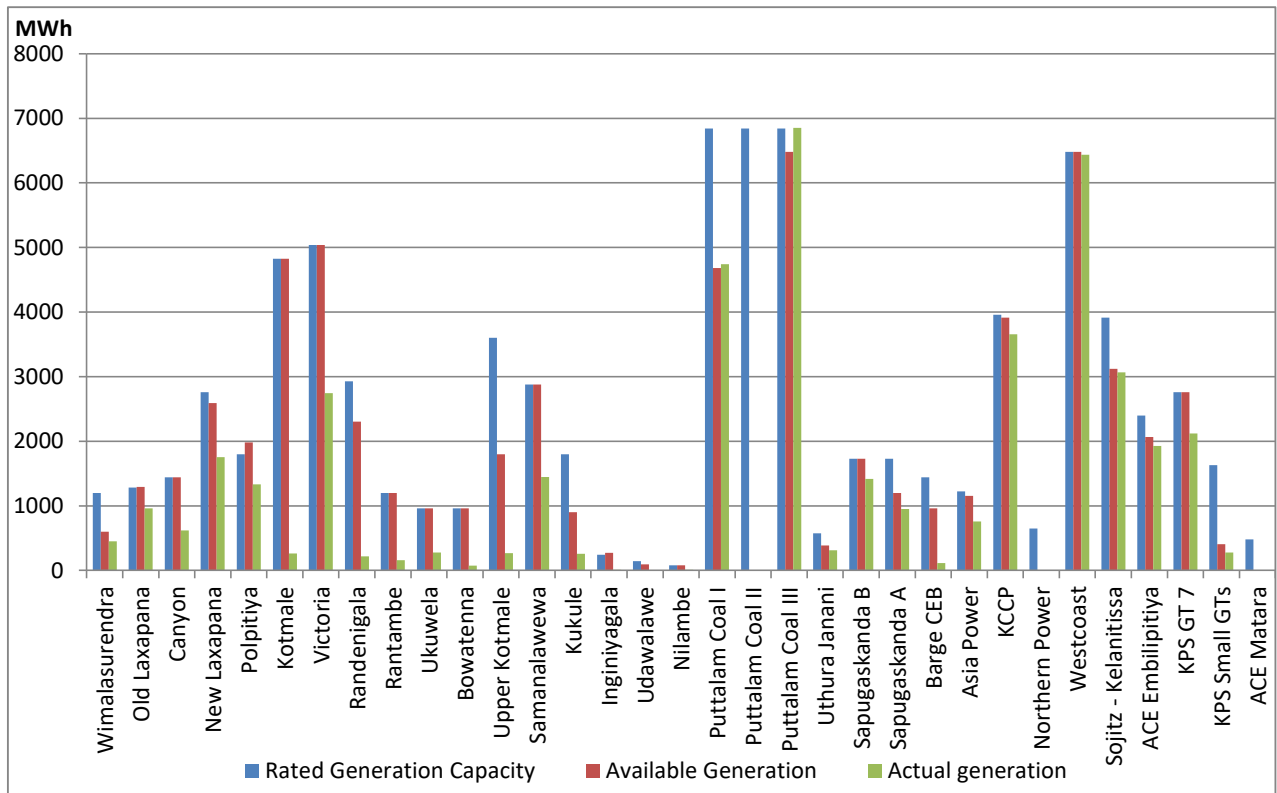
| Category        | Dispatch (MWh)   | Percentage |
|-----------------|------------------|------------|
| CEB Hydro       | 24,468.0         | 19.61%     |
| CEB Thermal Oil | 21,115.0         | 16.92%     |
| CEB Coal        | 46,223.0         | 37.04%     |
| IPP Thermal     | 31,558.0         | 25.29%     |
| SPP Wind& Solar | 1,429.0          | 1.15%      |
| <b>Total</b>    | <b>124,793.0</b> |            |

### For Current Year

| Category        | Dispatch (GWh) | Percentage |
|-----------------|----------------|------------|
| CEB Hydro       | 680            | 18.32%     |
| CEB Thermal Oil | 783            | 21.11%     |
| CEB Coal        | 1,481          | 39.92%     |
| IPP Thermal     | 692            | 18.65%     |
| Renewable       | 74             | 2.00%      |
| <b>Total</b>    | <b>3,709</b>   |            |

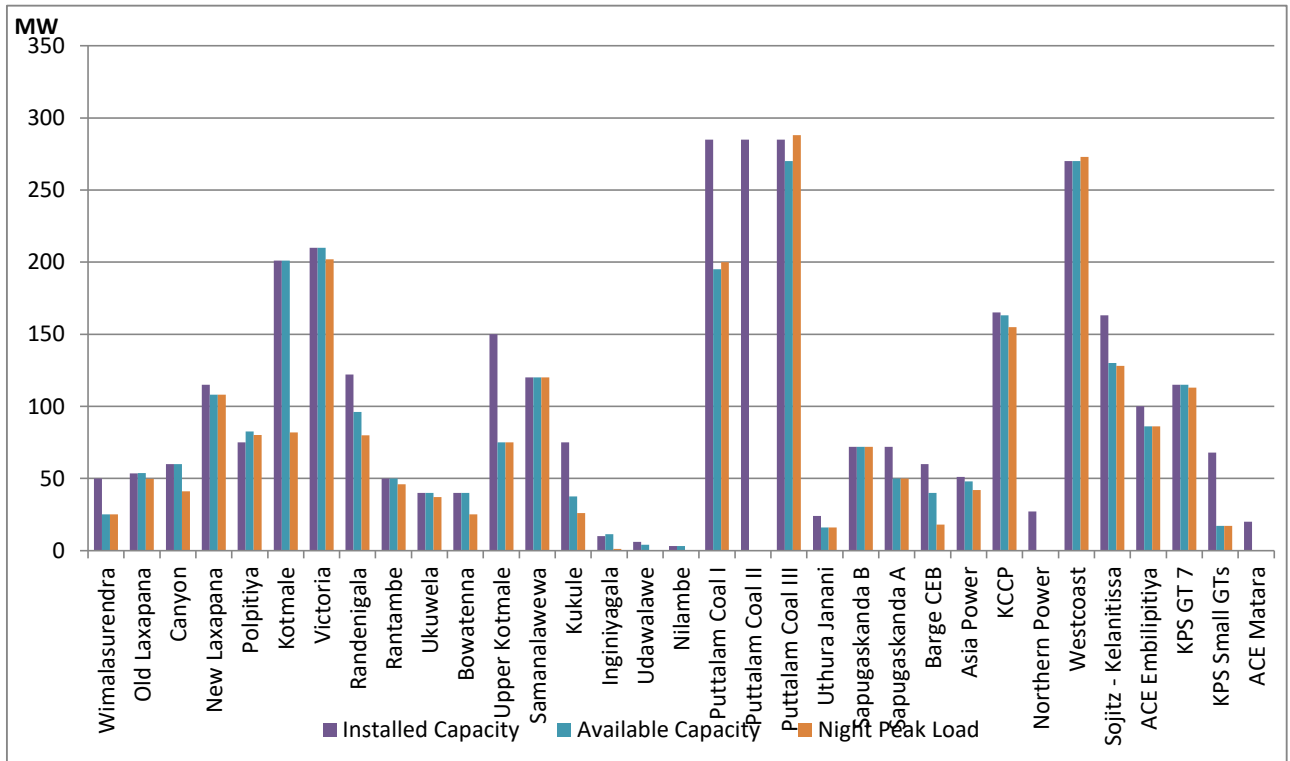
\*Renewable figure does not include the Mini hydro, Biomass and small scale SPP solar plants contribution during the last 3 months.

## Plant Dispatch on April 3, 2018



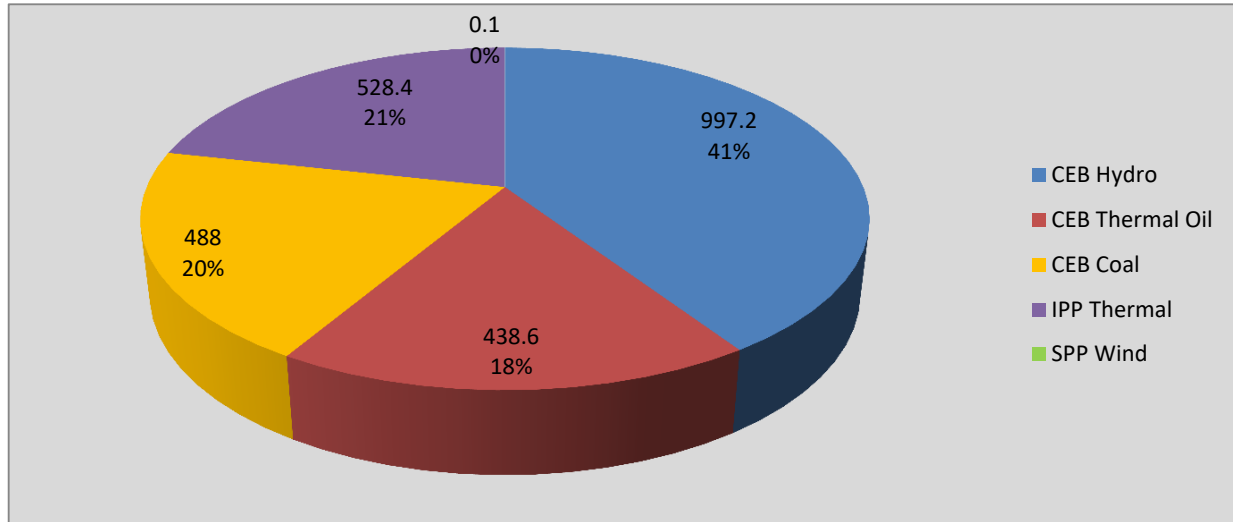
Note- Available Generation is estimated based on plant availability at 6.00am on April 4, 2018

## Plant Loading at Night Peak on April 3, 2018



Note- Plant availability is recorded at 6.00 am on April 4, 2018

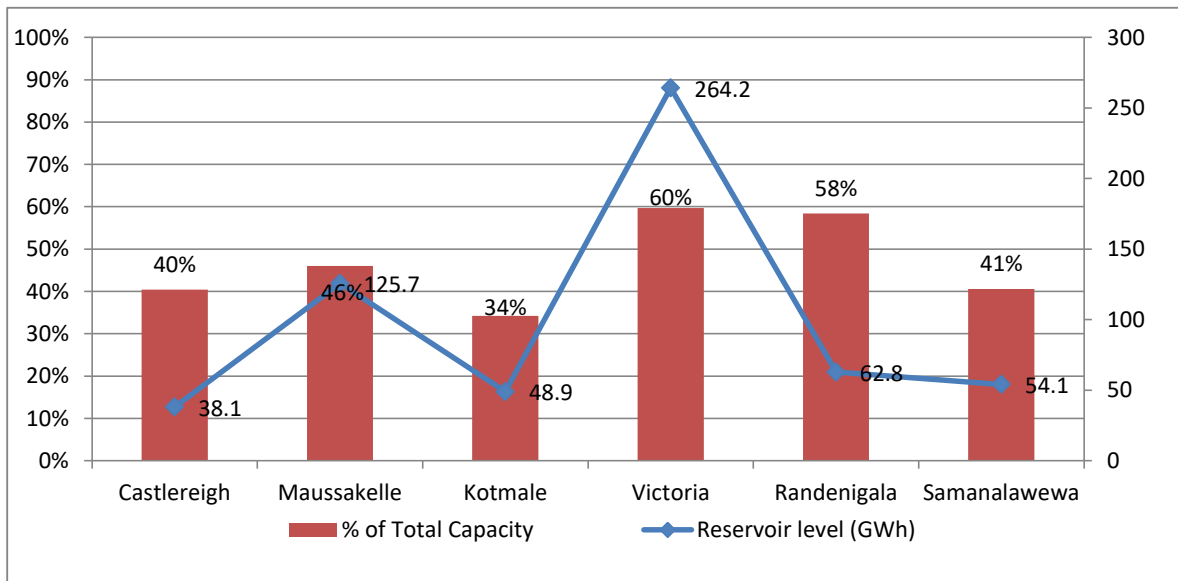
## Contribution to the Night Peak in MW



|                |            |
|----------------|------------|
| Night Peak     | 2,452.3 MW |
| Day Peak       | 2,162.6 MW |
| Minimum Demand | 1,232.7 MW |

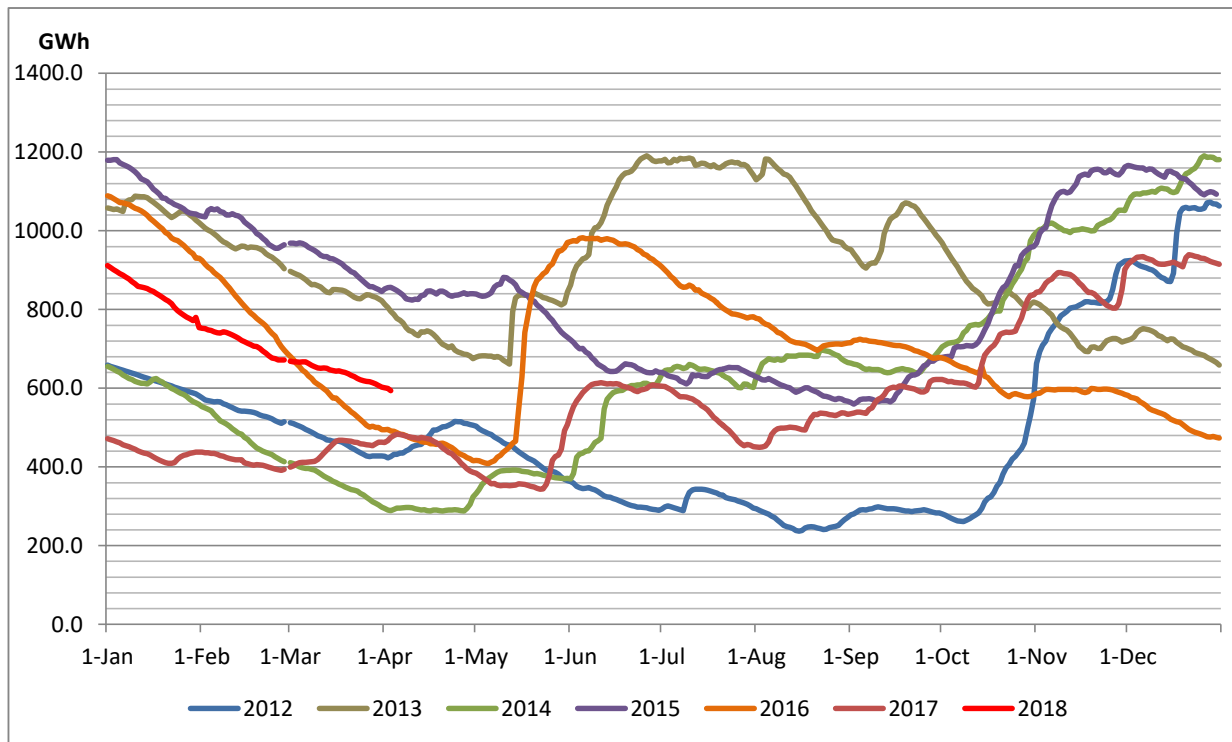
**Note:** Contribution from other SPPs (Mini Hydro, Solar and Biomass) is not included

## Reservoir Levels - as at 06.00 Hr on April 4, 2018

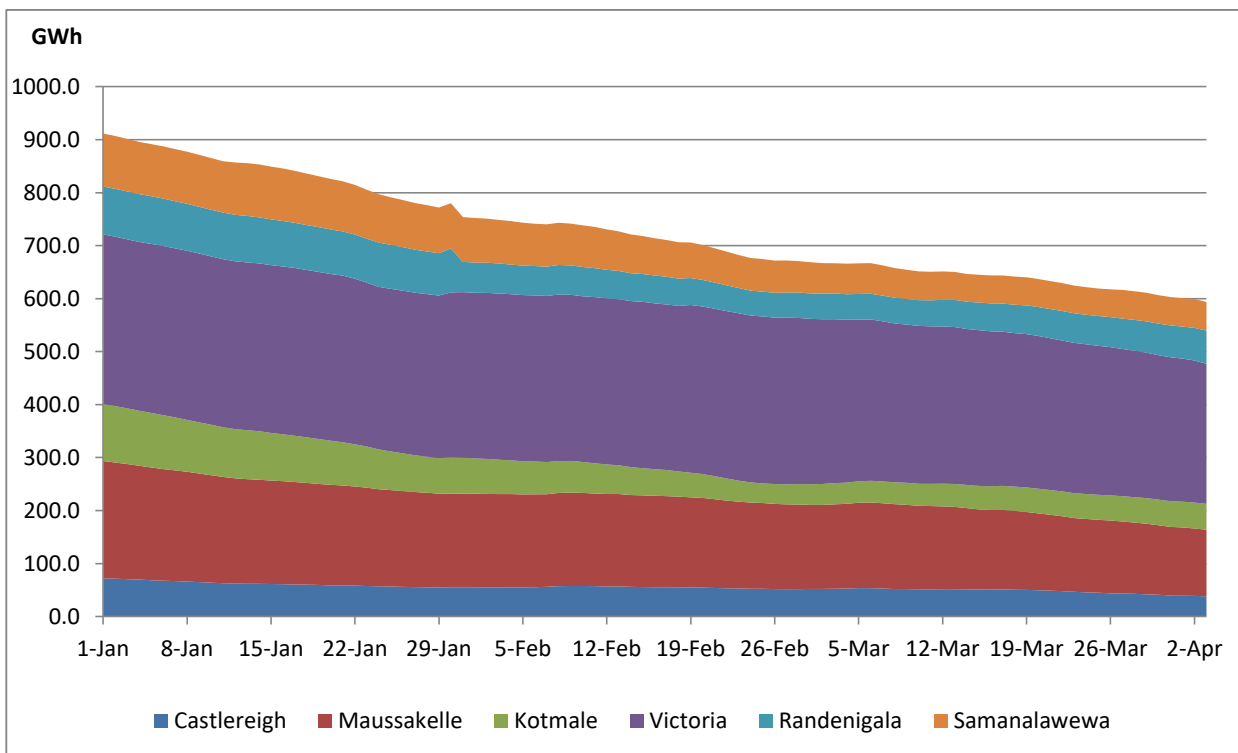


|                            |       |
|----------------------------|-------|
| Total Reservoir Level(GWh) | 593.7 |
| % of Total capacity        | 49.7% |

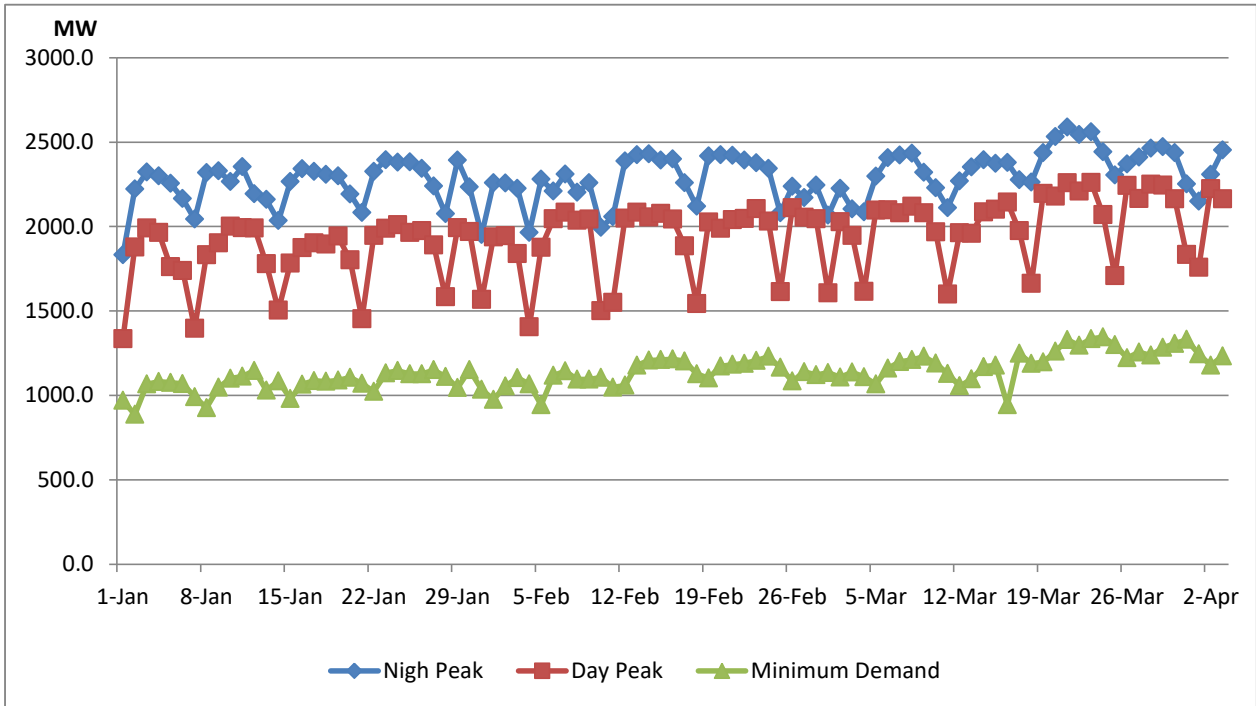
## Comparison of Total Reservoir Storage Levels with Past Years



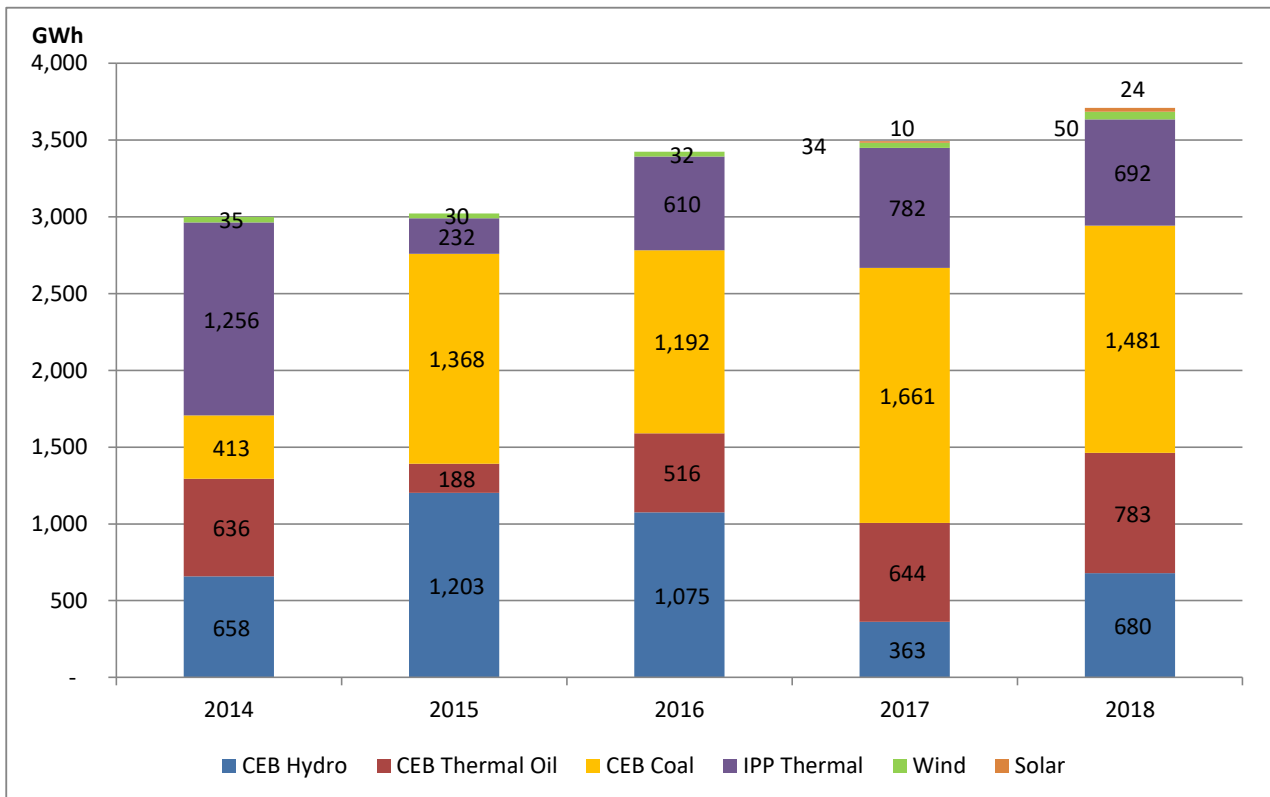
## Variation of Major Hydro Reservoir Levels in GWh- 2017



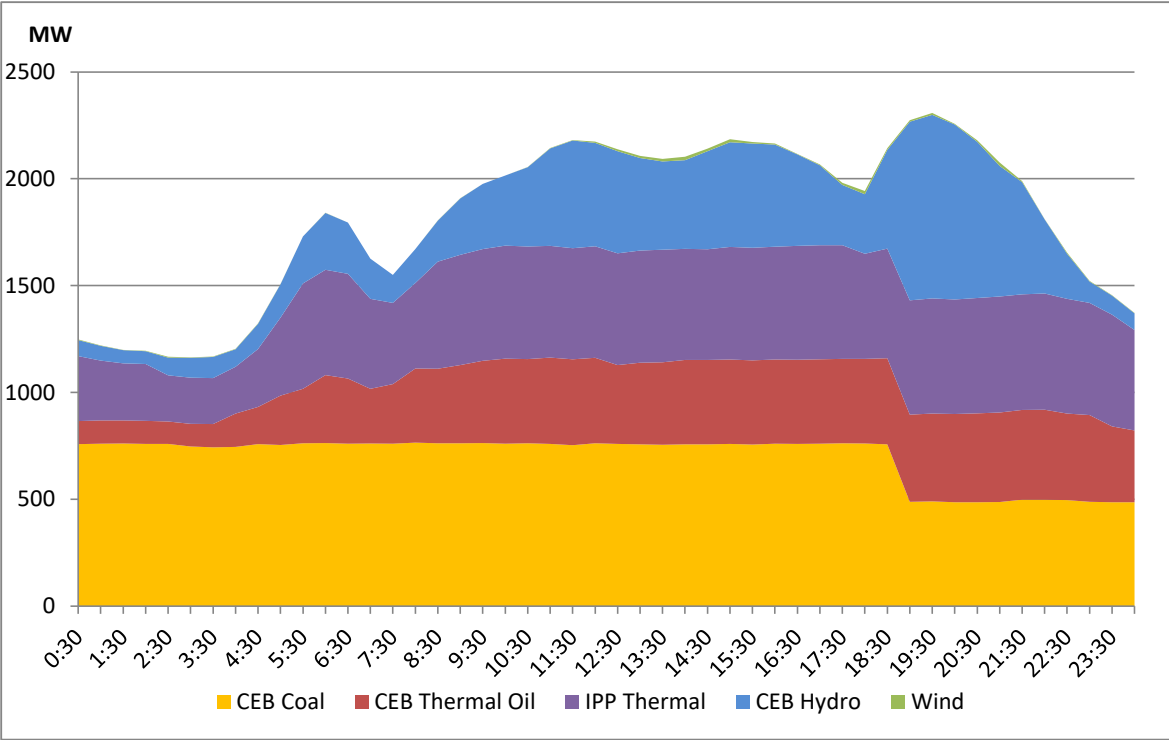
## Variation of Demand



## Comparison of Cumulative Dispatch



# Daily Load Curve - April 2, 2018



| Power Station                 | Capacity (MW) | Primary Fuel            |
|-------------------------------|---------------|-------------------------|
| <b>CEB Hydro</b>              |               |                         |
| Victoria                      | 210           |                         |
| Ukuwela                       | 40            |                         |
| Kotmale                       | 201           |                         |
| Randenigala                   | 122           |                         |
| Rantambe                      | 49            |                         |
| Bowatenna                     | 40            |                         |
| Nilambe                       | 3.2           |                         |
| Upper Kotmale                 | 150           |                         |
| Old Laxapana                  | 50            |                         |
| New Laxapana                  | 115           |                         |
| Polpitiya                     | 75            |                         |
| Wimalasurendra                | 50            |                         |
| Canyon                        | 60            |                         |
| Samanalawewa                  | 120           |                         |
| Kukuleganga                   | 75            |                         |
| Inginiyagala                  | 10            |                         |
| Udawalawe                     | 6             |                         |
|                               |               |                         |
| <b>CEB Thermal</b>            |               |                         |
| Sapugaskanda 1                | 72            | Heavy Fuel              |
| Sapugaskanda 2                | 72            | Heavy Fuel              |
| Kelanitissa Small Gas Turb    | 68            | Auto Diesel             |
| GT 7 - Kelanitissa            | 115           | Auto Diesel             |
| Kelanitissa CCY               | 165           | Naptha & Diesel         |
| Lakvijaya (Puttalam Coal)     | 285           | Coal                    |
| Lakvijaya (Puttalam Coal)     | 285           | Coal                    |
| Lakvijaya (Puttalam Coal)     | 285           | Coal                    |
| Uthuru Janani                 | 24            | Heavy Fuel              |
| Barge CEB                     | 60            | Furnace Oil             |
|                               |               |                         |
| <b>Private Thermal (IPPs)</b> |               |                         |
| Asia Power                    | 51            | Heavy Fuel              |
| Sojitz - Kelanitissa          | 163           | Auto Diesel             |
| West Coast                    | 270           | Low Sulphur Furnace oil |
| Northern Power                | 27            | Auto Diesel             |
| ACE Embilipitiya              | 100           | Furnace Oil             |