Generation and Reservoirs Statistics

29th May, 2016

PUBLIC UTILITIES COMMISSION OF SRI LANKA

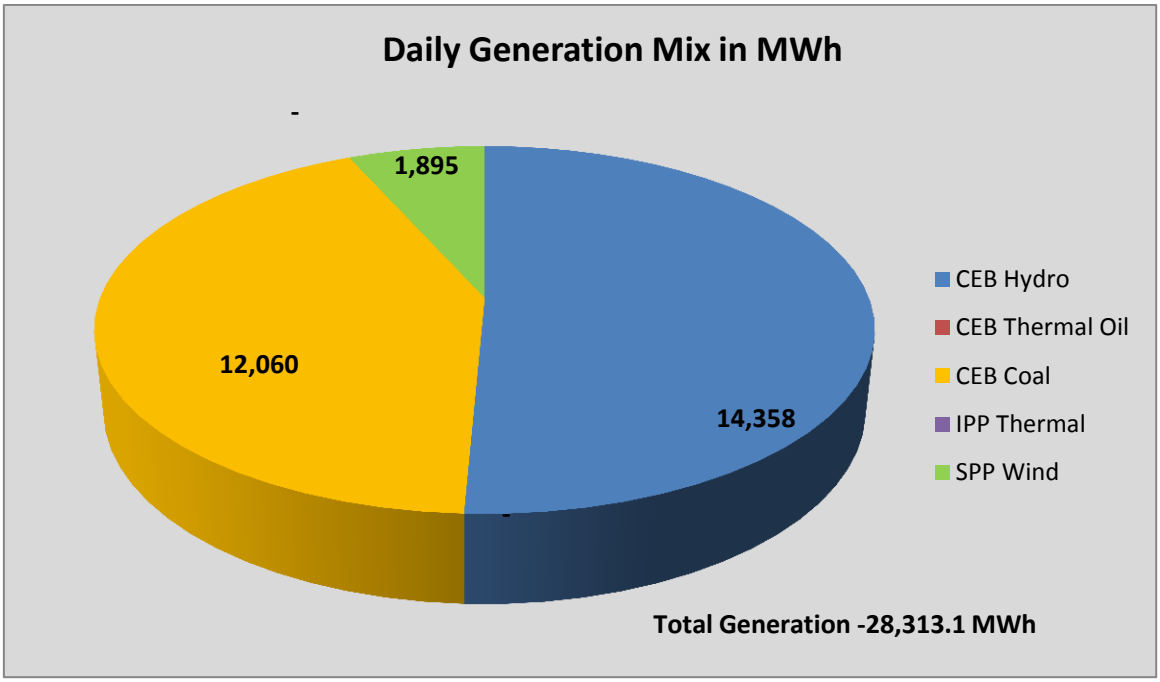

Note: *Generation from other SPPs (Mini Hydro, Solar and Biomass) is not included*

Cumulative Dispatch- 2016

1st – 29th May, 2016

Category	Dispatch (MWh)	
CEB Hydro	313,156.0	32.26%
CEB Thermal Oil	154,120.0	15.87%
CEB Coal	352,170.0	36.27%
IPP Thermal	125,956.2	12.97%
SPP Wind	25,447.4	2.62%
Total	**970,849.6**	

1st January to 29th May, 2016

Category	Dispatch (GWh)	
CEB Hydro	1,599	28.95%
CEB Thermal Oil	878	15.90%
CEB Coal	1,895	34.30%
IPP Thermal	953	17.26%
Renewable	198	3.58%
Total	**5,523**	

Note: *Generation from Mini Hydro, Solar and Biomass power plants during March, April and May is not included in annual cumulative renewable generation figure.*

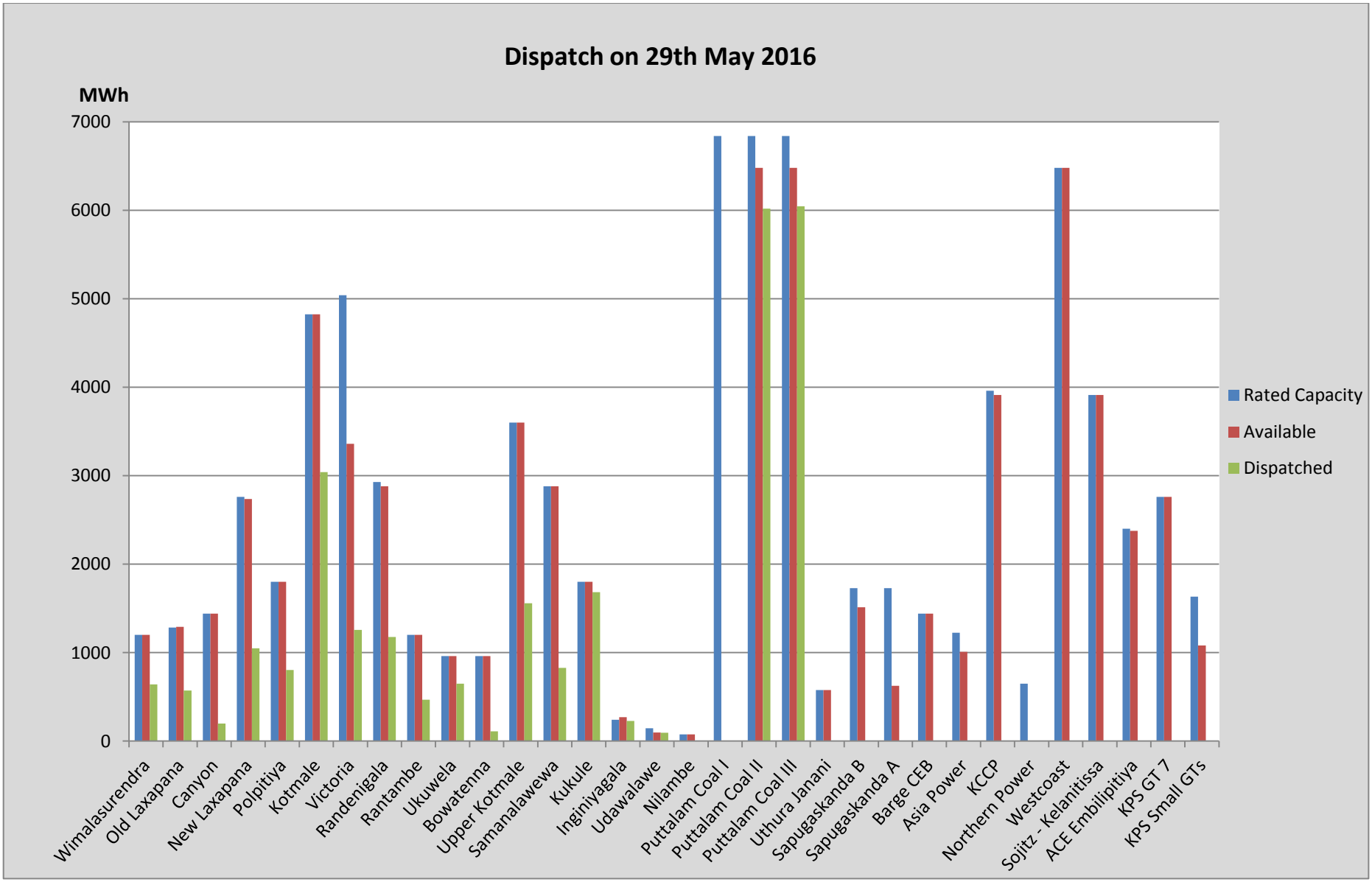
Dispatch on 29th May 2016
MWh
7000
6000
5000
4000
3000
2000
1000
0
Wimalasurendra
Old Laxapana
Canyon
New Laxapana
Polpitiya
Kotmale
Victoria
Randenigala
Rantambe
Ukuwela
Bowatenna
Upper Kotmale
Samanalawewa
Kukule
Inginiyagala
Udawalawe
Nilambe
Puttalam Coal I
Puttalam Coal II
Puttalam Coal III
Uthura Janani
Sapugaskanda B
Sapugaskanda A
Barge CEB
Asia Power
KCCP
Northern Power
Westcoast
Sojitz - Kelanitissa
ACE Embilipitiya
KPS GT 7
KPS Small GTs
Rated Capacity
Available
Dispatched

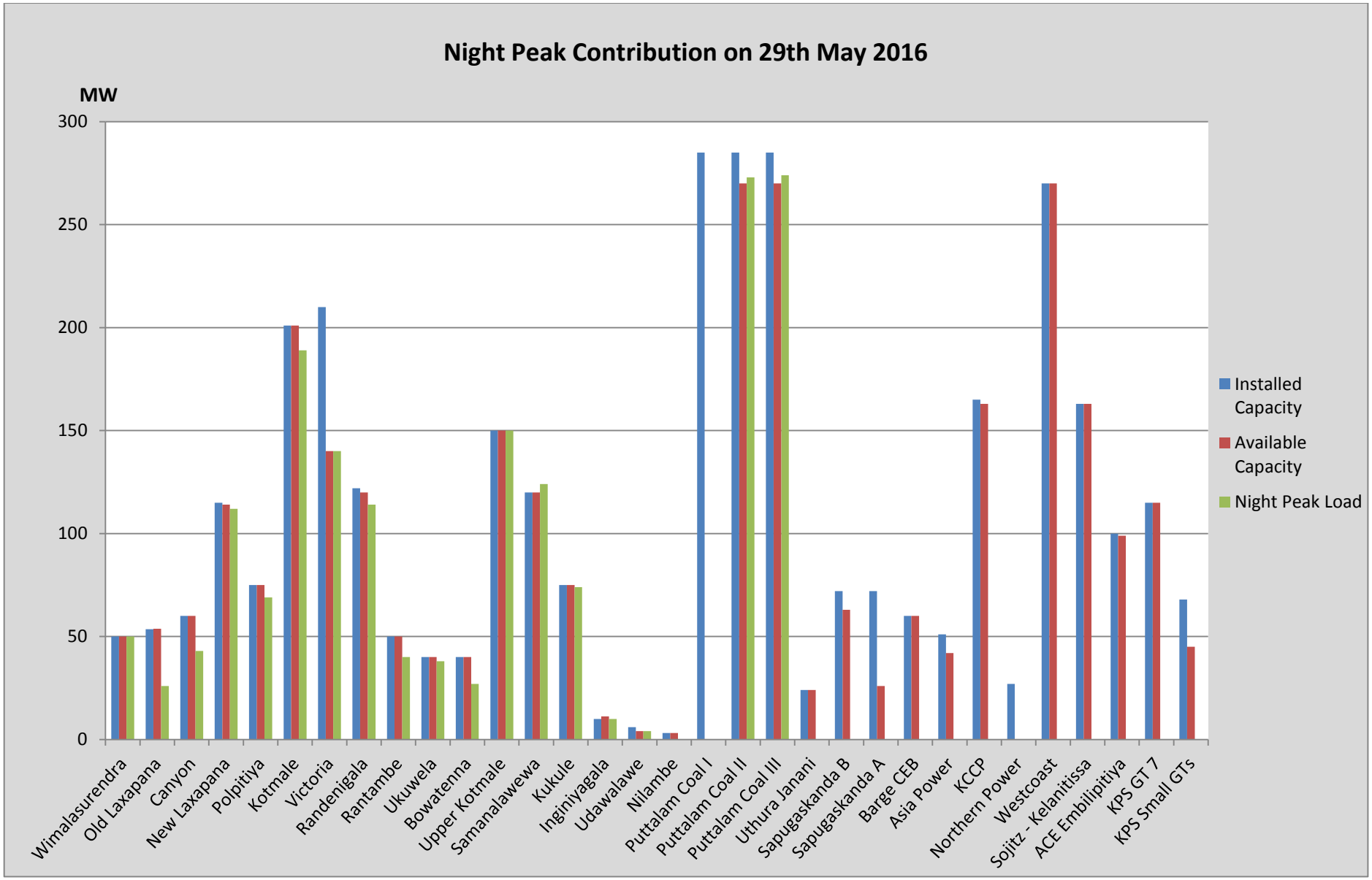
Night Peak Contribution on 29th May 2016
MW
300
250
200
150
100
50
0
Wimalasurendra
Old Laxapana
Canyon
New Laxapana
Polpitiya
Kotmale
Victoria
Randenigala
Rantambe
Ukuwela
Bowatenna
Upper Kotmale
Samanalawewa
Kukule
Inginiyagala
Udawalawe
Nilambe
Puttalam Coal I
Puttalam Coal II
Puttalam Coal III
Uthura Janani
Sapugaskanda B
Sapugaskanda A
Barge CEB
Asia Power
KCCP
Northern Power
Westcoast
Sojitz - Kelanitissa
ACE Embilipitiya
KPS GT 7
KPS Small GTs
Installed Capacity
Available Capacity
Night Peak Load

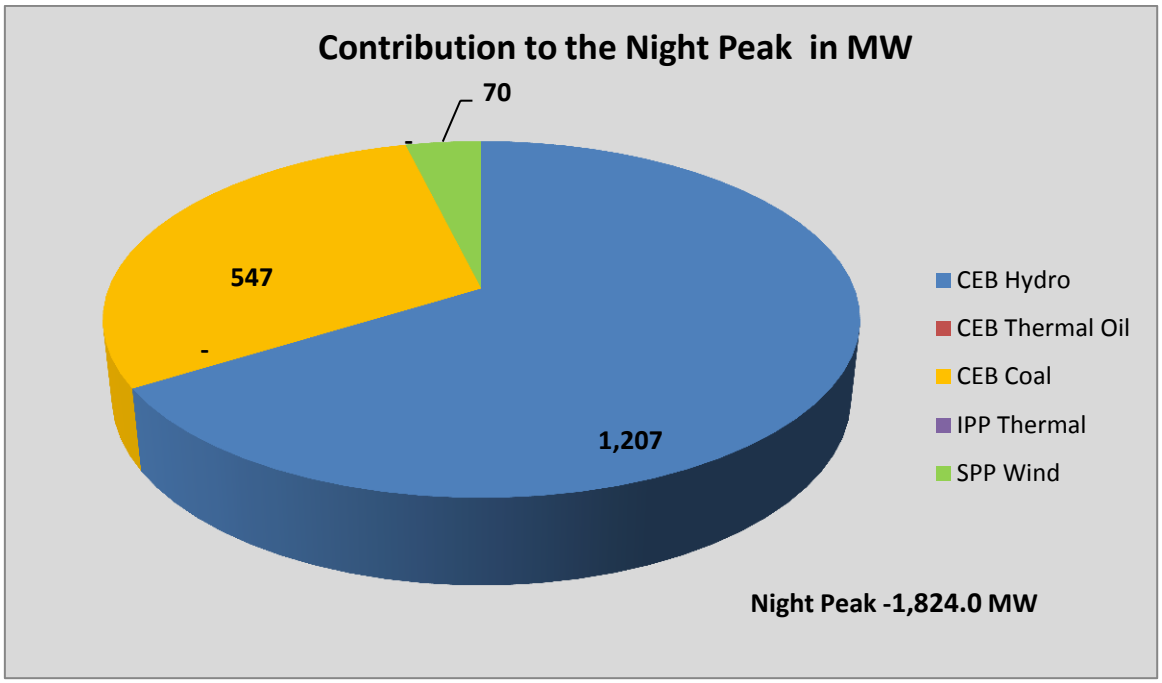

- **Day Peak Demand –**1,278.7 **MW**
- **Minimum Recorded Demand –**869.5 **MW**

Note: *Contribution from other SPPs (Mini Hydro, Solar and Biomass) is not included*

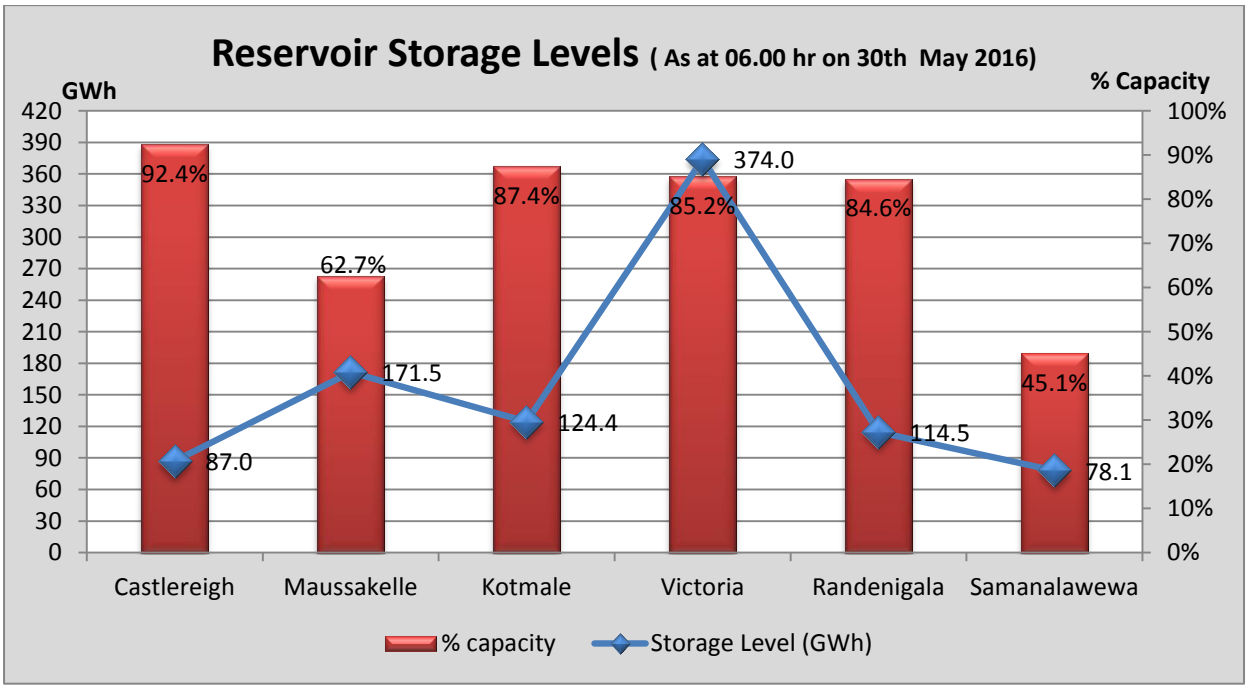

Note: *Hydro Reservoir Storage Capacity as at 30^{h} May 2016 – 949.5 GWh (75.45%)*

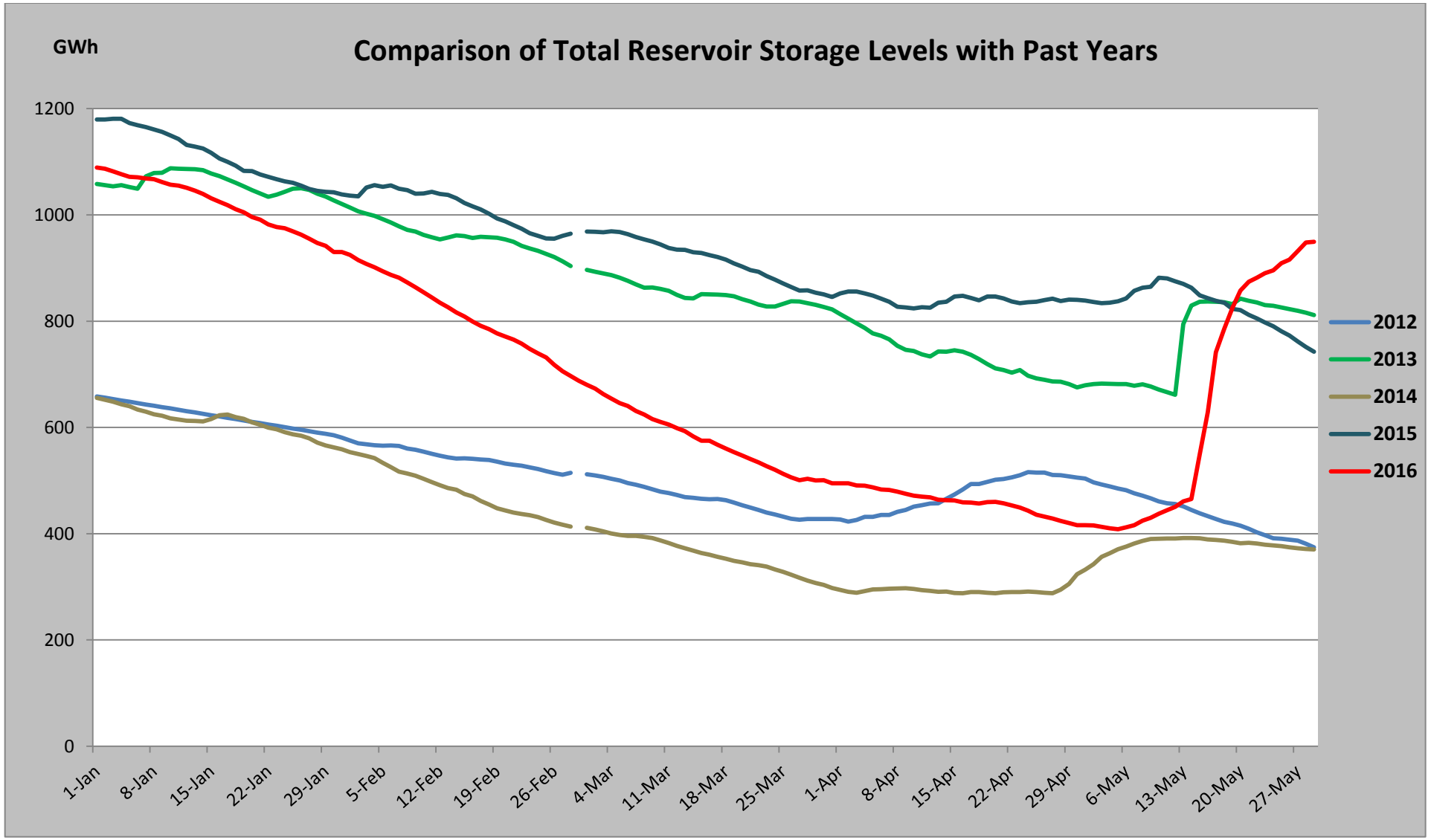
GWh
Comparison of Total Reservoir Storage Levels with Past Years
1200
1000
800
600
400
200
0
1-Jan
8-Jan
15-Jan
22-Jan
29-Jan
5-Feb
12-Feb
19-Feb
26-Feb
4-Mar
11-Mar
18-Mar
25-Mar
1-Apr
8-Apr
15-Apr
22-Apr
29-Apr
6-May
13-May
20-May
27-May
2012
2013
2014
2015
2016

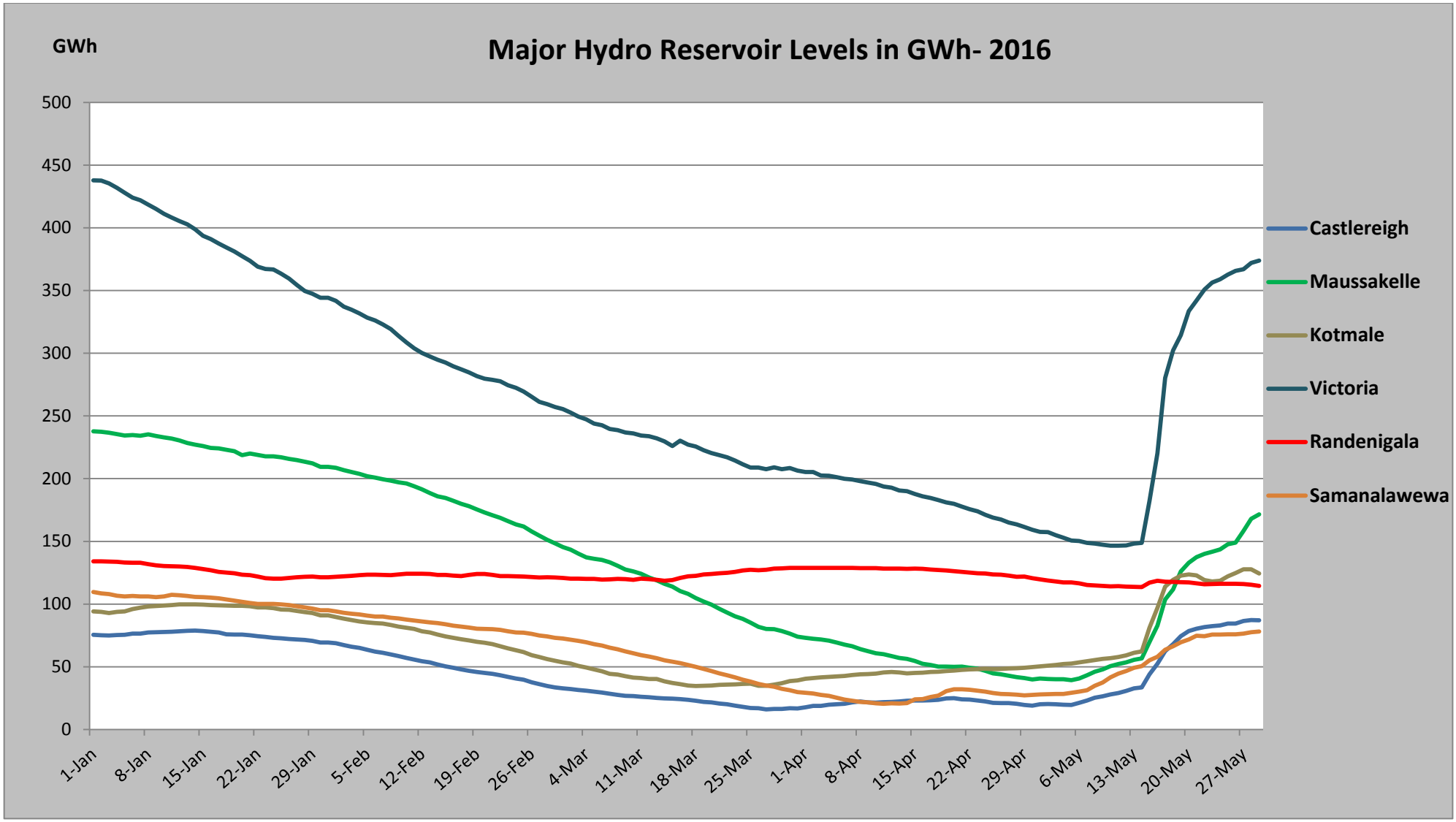
GWh
Major Hydro Reservoir Levels in GWh- 2016
500
450
400
350
300
250
200
150
100
50
0
1-Jan
8-Jan
15-Jan
22-Jan
29-Jan
5-Feb
12-Feb
19-Feb
26-Feb
4-Mar
11-Mar
18-Mar
25-Mar
1-Apr
8-Apr
15-Apr
22-Apr
29-Apr
6-May
13-May
20-May
27-May
Castlereigh
Maussakelle
Kotmale
Victoria
Randenigala
Samanalawewa

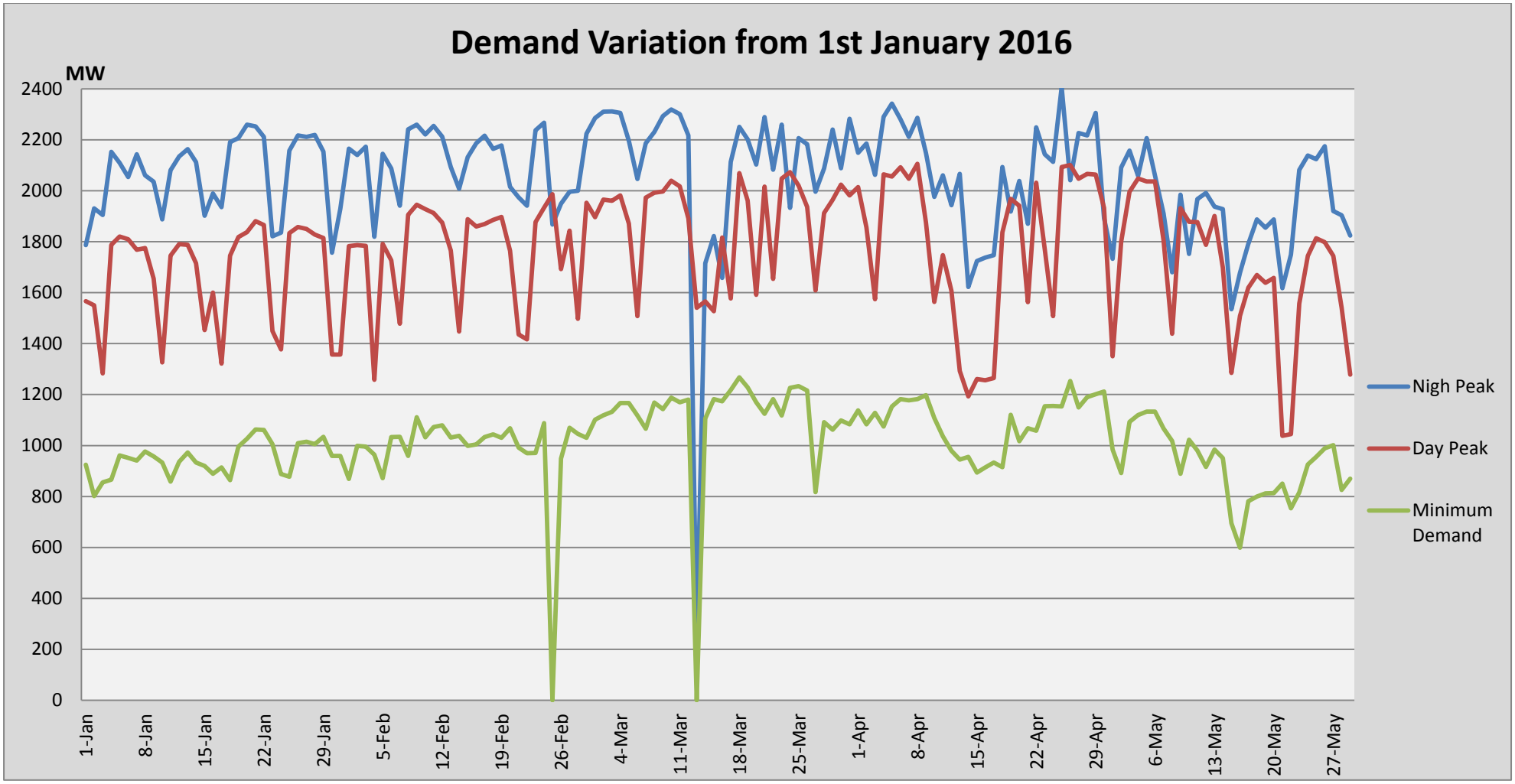

Note: *Contribution from Mini Hydro, Solar and Biomass is not included*

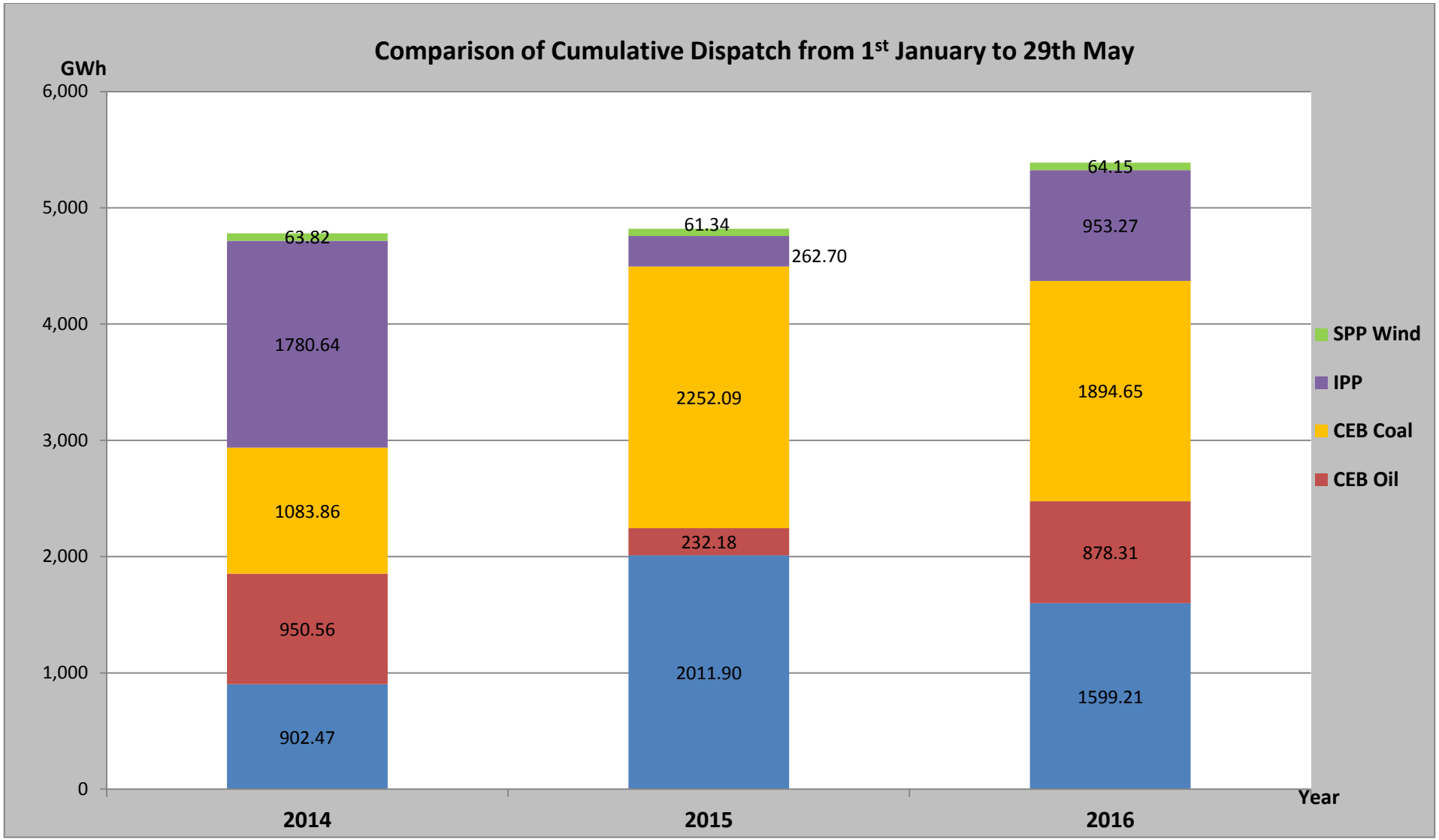

Note: *Generation from SPP Mini Hydro, Solar and Biomass is not included*

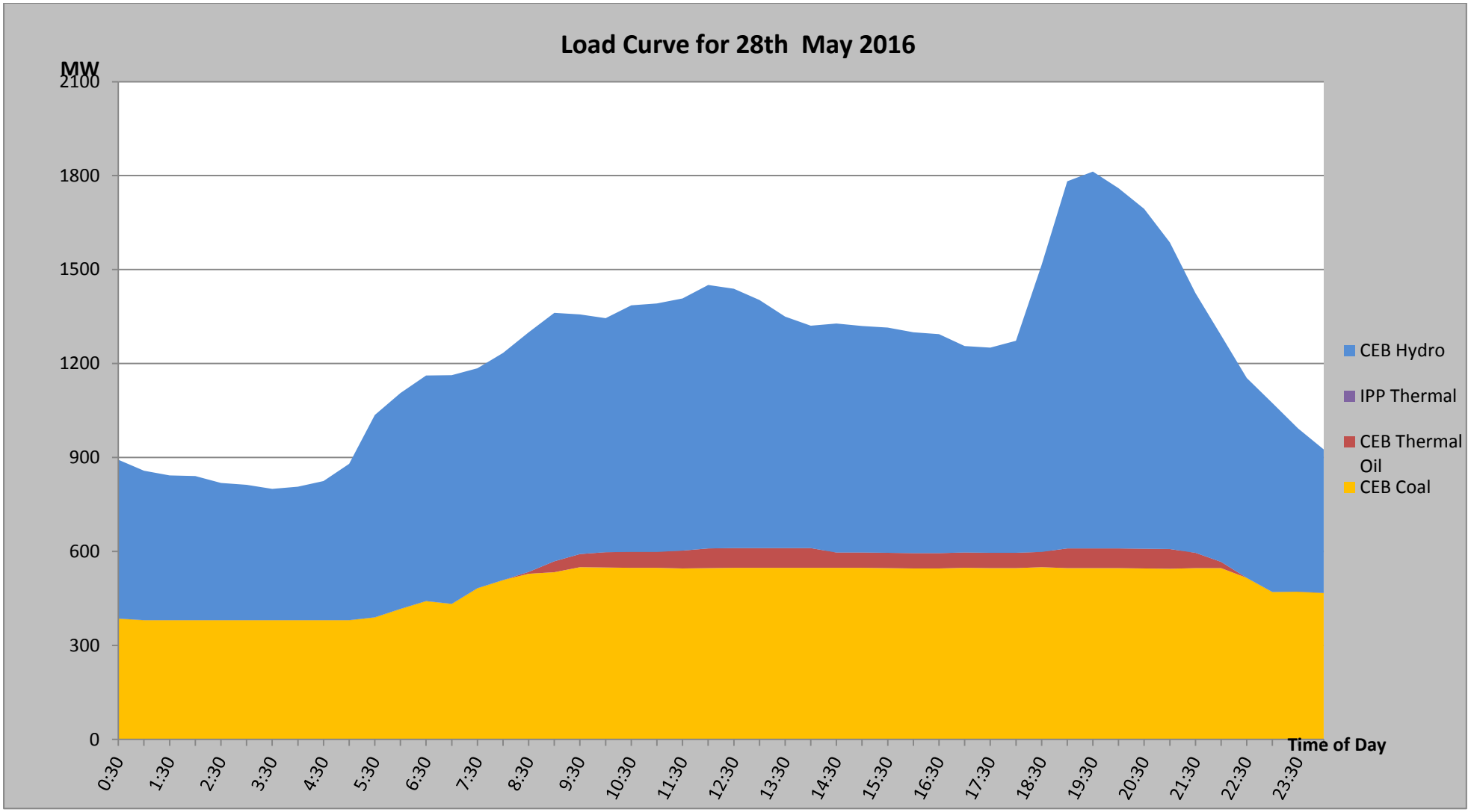
Load Curve for 28th May 2016
MW
2100
1800
1500
1200
900
600
300
0
0:30
1:30
2:30
3:30
4:30
5:30
6:30
7:30
8:30
9:30
10:30
11:30
12:30
13:30
14:30
15:30
16:30
17:30
18:30
19:30
20:30
21:30
22:30
23:30
Time of Day
CEB Hydro
IPP Thermal
CEB Thermal Oil
CEB Coal

List of Power Stations

Power Station	Capacity (MW)	Primary Fuel
CEB Hydro		
Victoria	210	
Ukuwela	40	
Kotmale	201	
Randenigala	122	
Rantambe	49	
Bowatenna	40	
Nilambe	3.2	
Upper Kotmale	150	
Old Laxapana	50	
New Laxapana	115	
Polpitiya	75	
Wimalasurendra	50	
Canyon	60	
Samanalawewa	120	
Kukuleganga	75	
Inginiyagala	10	
Udawalawe	6	
CEB Thermal		
Sapugaskanda 1	72	Heavy Fuel
Sapugaskanda 2	72	Heavy Fuel
Kelanitissa Small Gas Turbines	68	Auto Diesel
GT 7 - Kelanitissa	115	Auto Diesel
Kelanitissa CCY	165	Naptha & Diesel
Lakvijaya (Puttalam Coal)	285	Coal
Lakvijaya (Puttalam Coal) Stage II	285	Coal
Lakvijaya (Puttalam Coal) Stage III	285	Coal
Uthuru Janani	24	Heavy Fuel
Barge CEB	60	Furnace Oil
Private Thermal (IPPs)		
Asia Power	51	Heavy Fuel
Sojitz - Kelanitissa	163	Auto Diesel
West Coast	270	Low Sulphur Furnace oil
Northern Power	27	Auto Diesel
ACE Embilipitiya	100	Furnace Oil