Generation and Reservoirs Statistics

24th February 2016

PUBLIC UTILITIES COMMISSION OF SRI LANKA

24th February 2016

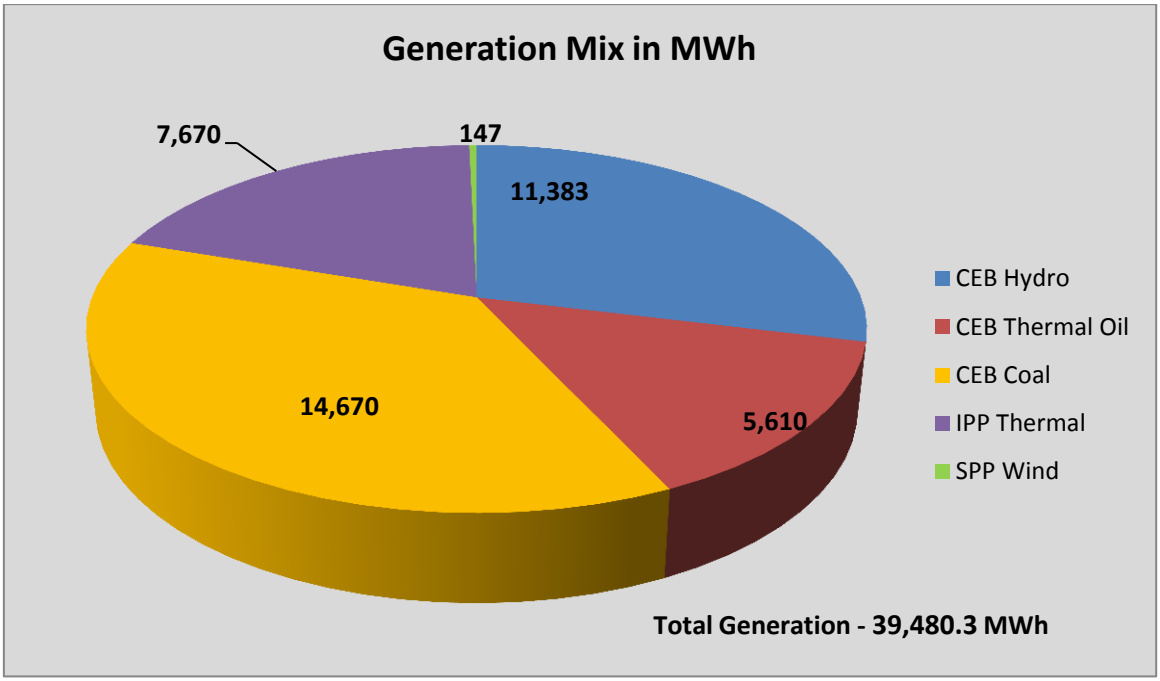

Note: *Generation from other SPPs (Mini Hydro, Solar and Biomass) is not included*

Cumulative Dispatch- 2016

1st to 24th February

Category	Dispatch (MWh)	
CEB Hydro	264,895.0	30.41%
CEB Thermal Oil	100,760.0	11.57%
CEB Coal	325,740.0	37.40%
IPP Thermal	171,571.4	19.70%
SPP Wind	8,085.7	0.93%
Total	**871,052.1**	

1st January to 24th February

Category	Dispatch (GWh)	
CEB Hydro	681.91	35.09%
CEB Thermal Oil	178.87	9.20%
CEB Coal	720.90	37.09%
IPP Thermal	339.61	17.47%
Renewable	22.16	1.14%
Total	**1,943**	

Note: *Generation from Mini Hydro, Solar and Biomass power plants is not included in annual cumulative renewable generation figure.*

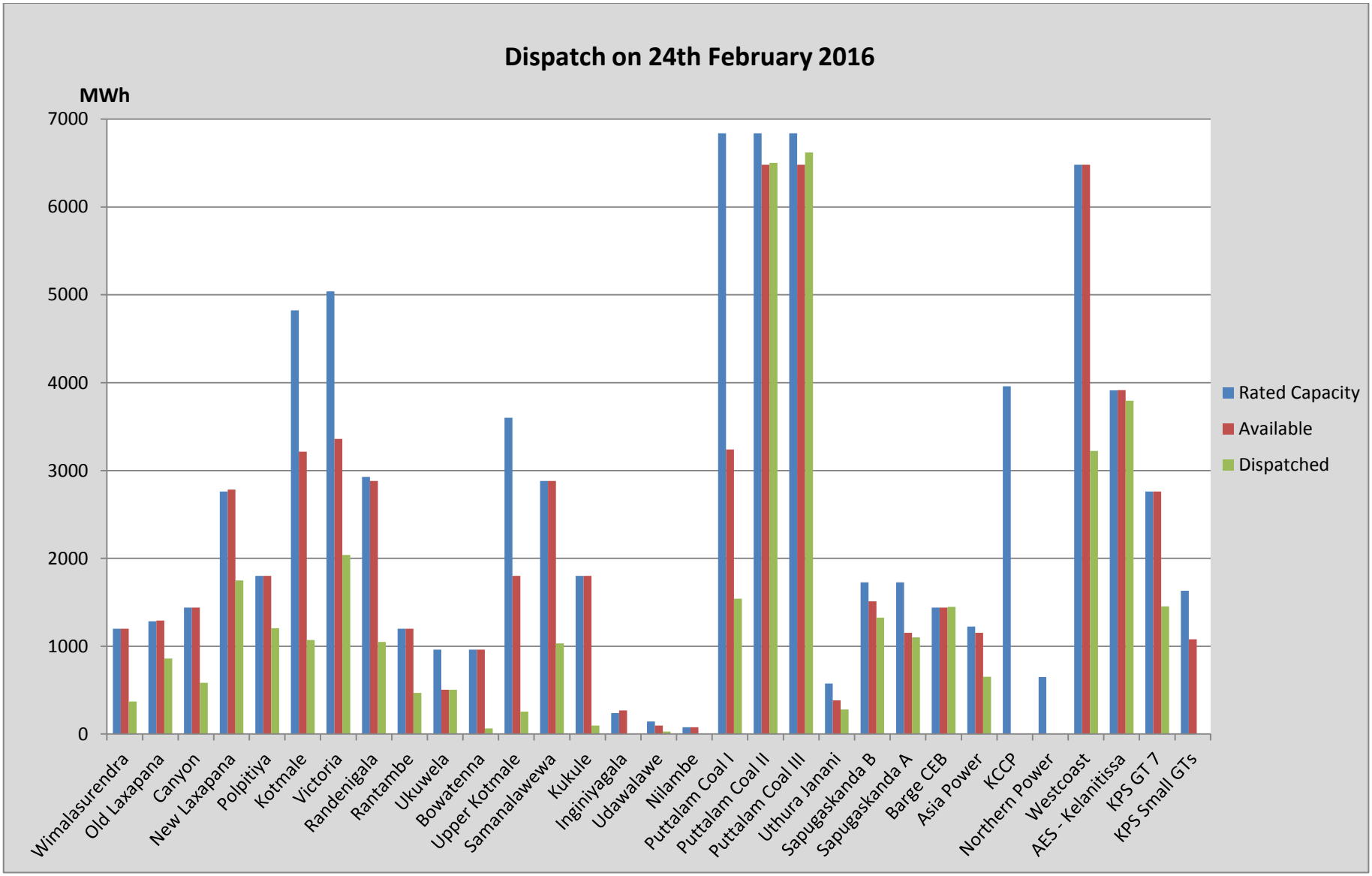
Dispatch on 24th February 2016
MWh
7000
6000
5000
4000
3000
2000
1000
0
Wimalasurendra
Old Laxapana
Canyon
New Laxapana
Polpitiya
Kotmale
Victoria
Randenigala
Rantambe
Ukuwela
Bowatenna
Upper Kotmale
Samanalawewa
Kukule
Inginiyagala
Udawalawe
Nilambe
Puttalam Coal I
Puttalam Coal II
Puttalam Coal III
Uthura Janani
Sapugaskanda B
Sapugaskanda A
Barge CEB
Asia Power
KCCP
Northern Power
Westcoast
AES - Kelanitissa
KPS GT 7
KPS Small GTs
Rated Capacity
Available
Dispatched

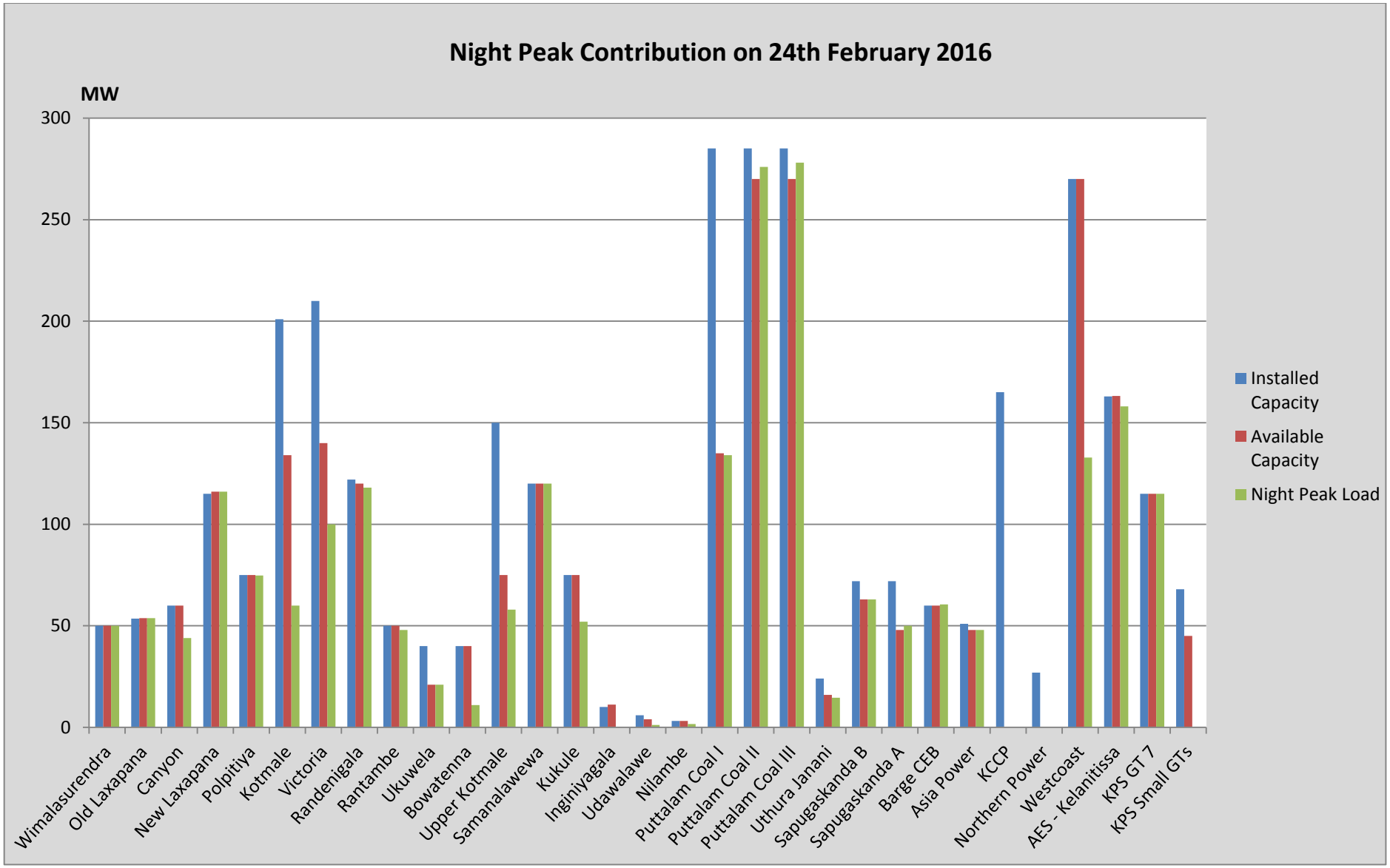
Night Peak Contribution on 24th February 2016
MW
300
250
200
150
100
50
0
Wimalasurendra
Old Laxapana
Canyon
New Laxapana
Polpitiya
Kotmale
Victoria
Randenigala
Rantambe
Ukuwela
Bowatenna
Upper Kotmale
Samanalawewa
Kukule
Inginiyagala
Udawalawe
Nilambe
Puttalam Coal I
Puttalam Coal II
Puttalam Coal III
Uthura Janani
Sapugaskanda B
Sapugaskanda A
Barge CEB
Asia Power
KCCP
Northern Power
Westcoast
AES - Kelanitissa
KPS GT 7
KPS Small GTs
Installed Capacity
Available Capacity
Night Peak Load

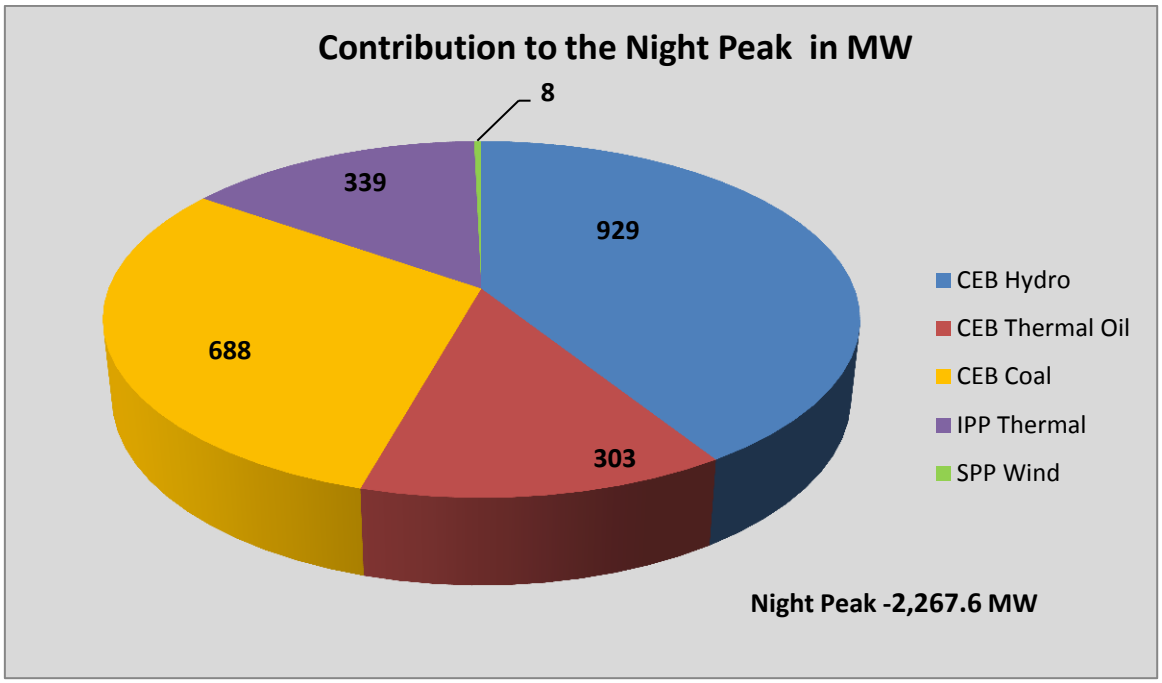

- **Day Peak Demand –**1,934.1 **MW**
- **Minimum Recorded Demand –**1,087.6 **MW**

Note: *Contribution from other SPPs (Mini Hydro, Solar and Biomass) is not included*

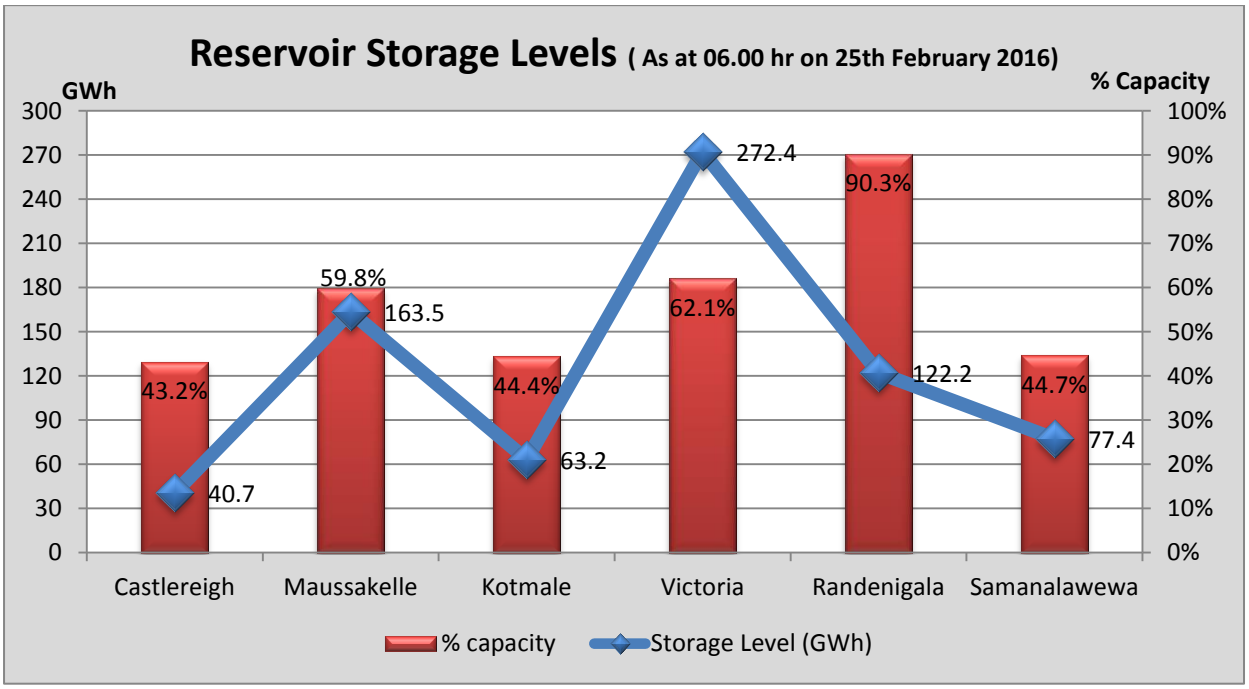

Note: *Hydro Reservoir Storage Capacity as at 25th February 2016 – 739.4 GWh (58.76 %)*

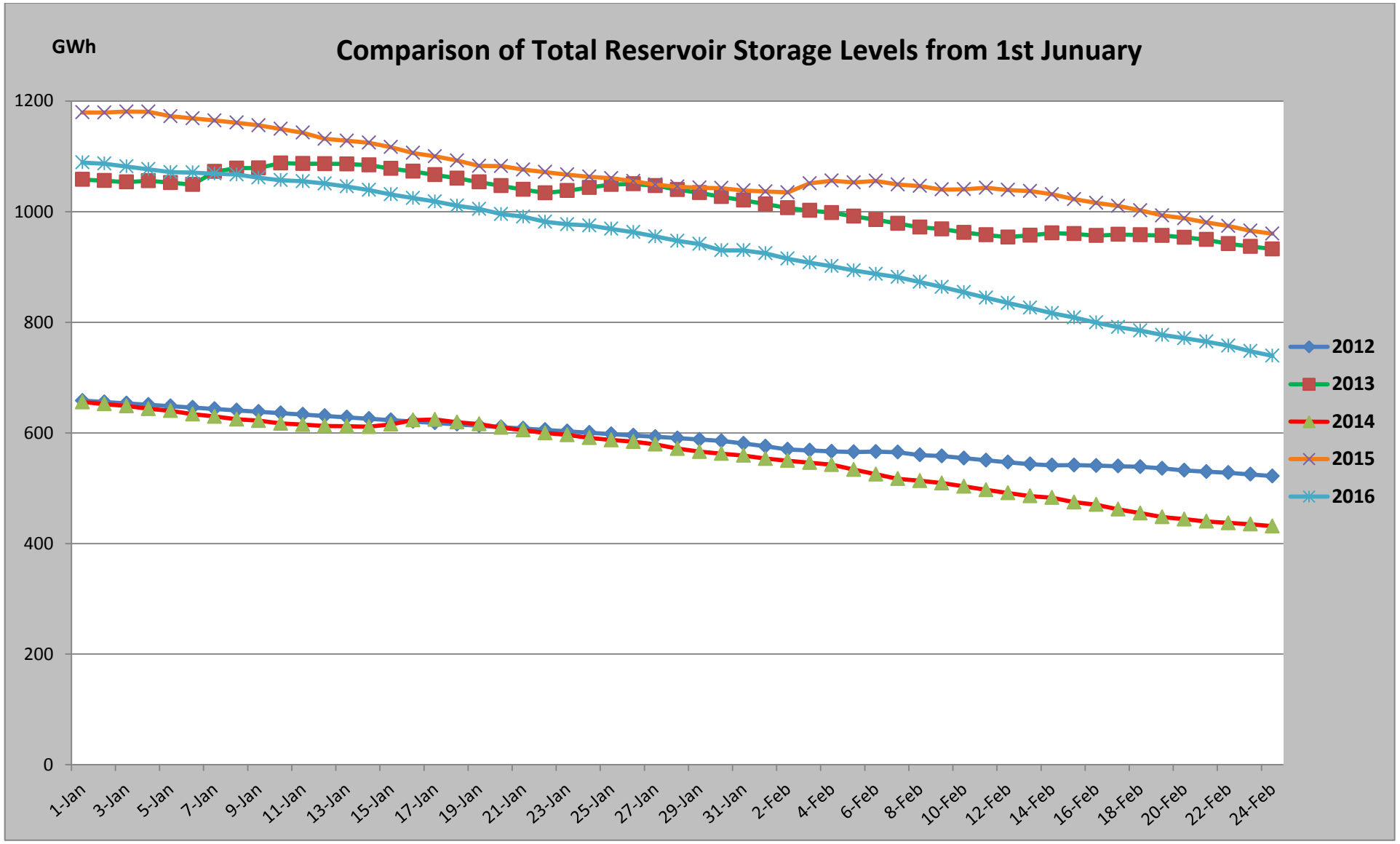
GWh
Comparison of Total Reservoir Storage Levels from 1st Junuary
1200
1000
800
600
400
200
0
1-Jan
3-Jan
5-Jan
7-Jan
9-Jan
11-Jan
13-Jan
15-Jan
17-Jan
19-Jan
21-Jan
23-Jan
25-Jan
27-Jan
29-Jan
31-Jan
2-Feb
4-Feb
6-Feb
8-Feb
10-Feb
12-Feb
14-Feb
16-Feb
18-Feb
20-Feb
22-Feb
24-Feb
2012
2013
2014
2015
2016

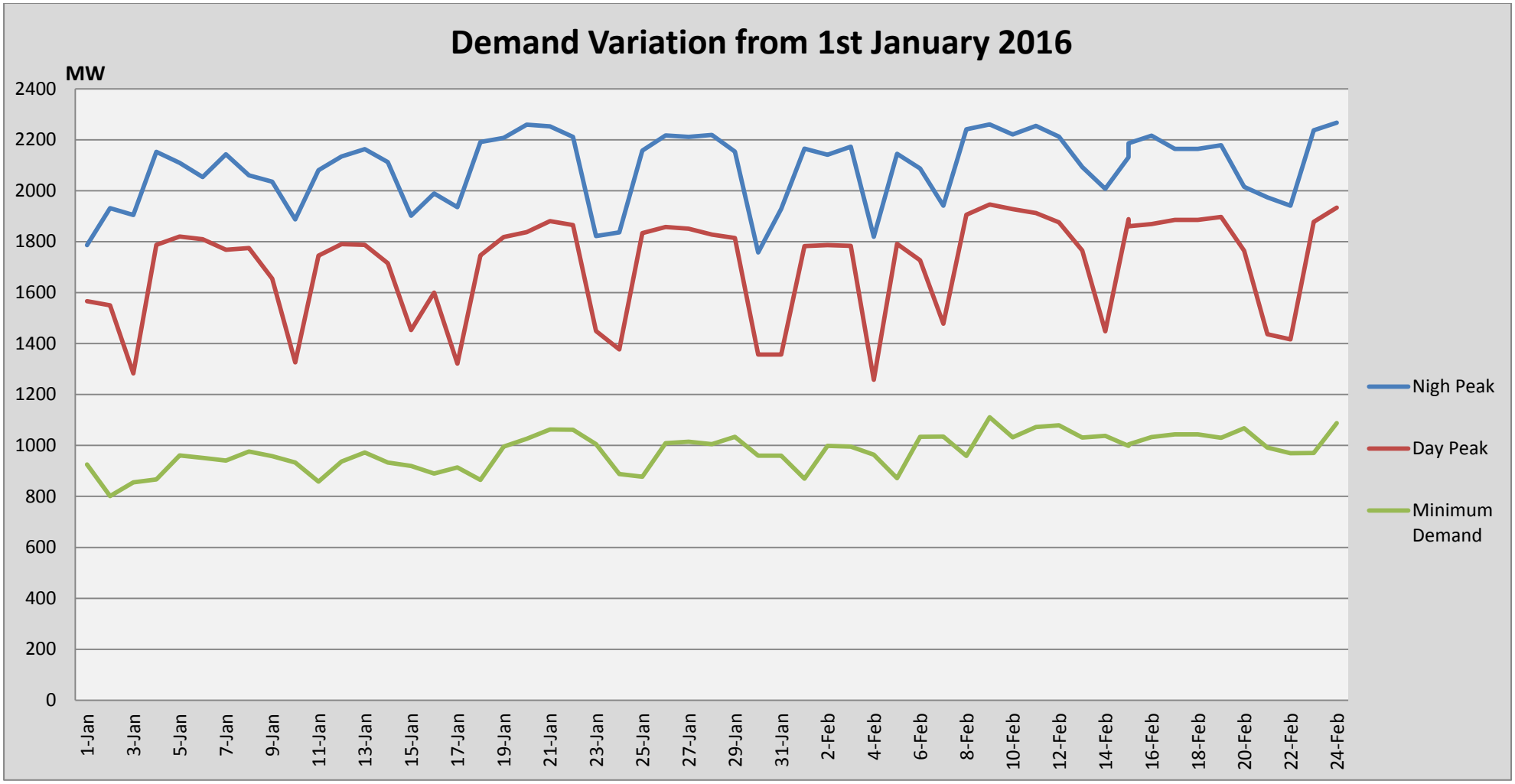

Note: *Contribution from Mini Hydro, Solar and Biomass is not included*

Note: *Contribution from Wind, Mini Hydro, Solar and Biomass is not included*

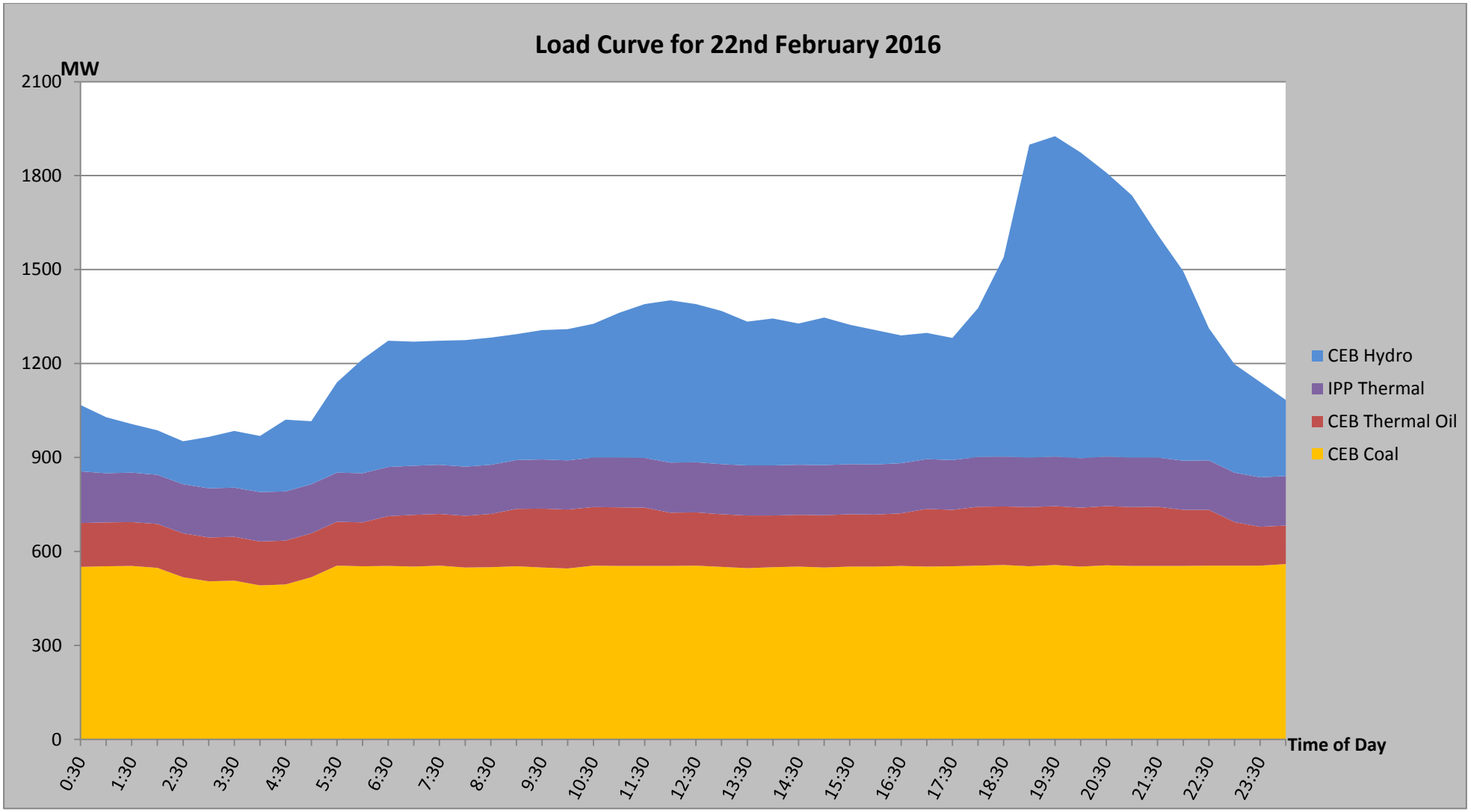
Load Curve for 22nd February 2016
MW
2100
1800
1500
1200
900
600
300
0
0:30
1:30
2:30
3:30
4:30
5:30
6:30
7:30
8:30
9:30
10:30
11:30
12:30
13:30
14:30
15:30
16:30
17:30
18:30
19:30
20:30
21:30
22:30
23:30
Time of Day
CEB Hydro
IPP Thermal
CEB Thermal Oil
CEB Coal

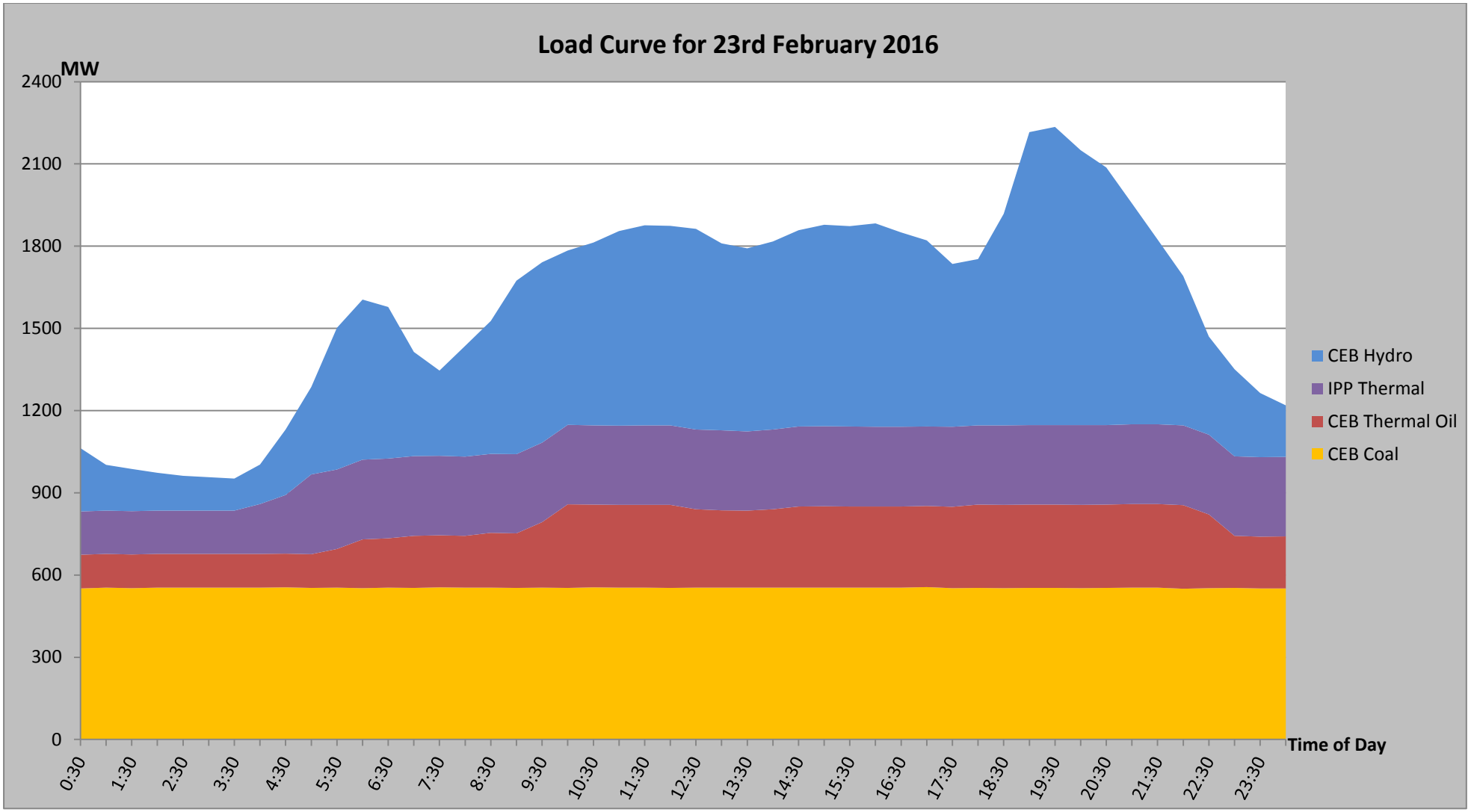
Load Curve for 23rd February 2016
MW
2400
2100
1800
1500
1200
900
600
300
0
0:30
1:30
2:30
3:30
4:30
5:30
6:30
7:30
8:30
9:30
10:30
11:30
12:30
13:30
14:30
15:30
16:30
17:30
18:30
19:30
20:30
21:30
22:30
23:30
Time of Day
CEB Hydro
IPP Thermal
CEB Thermal Oil
CEB Coal

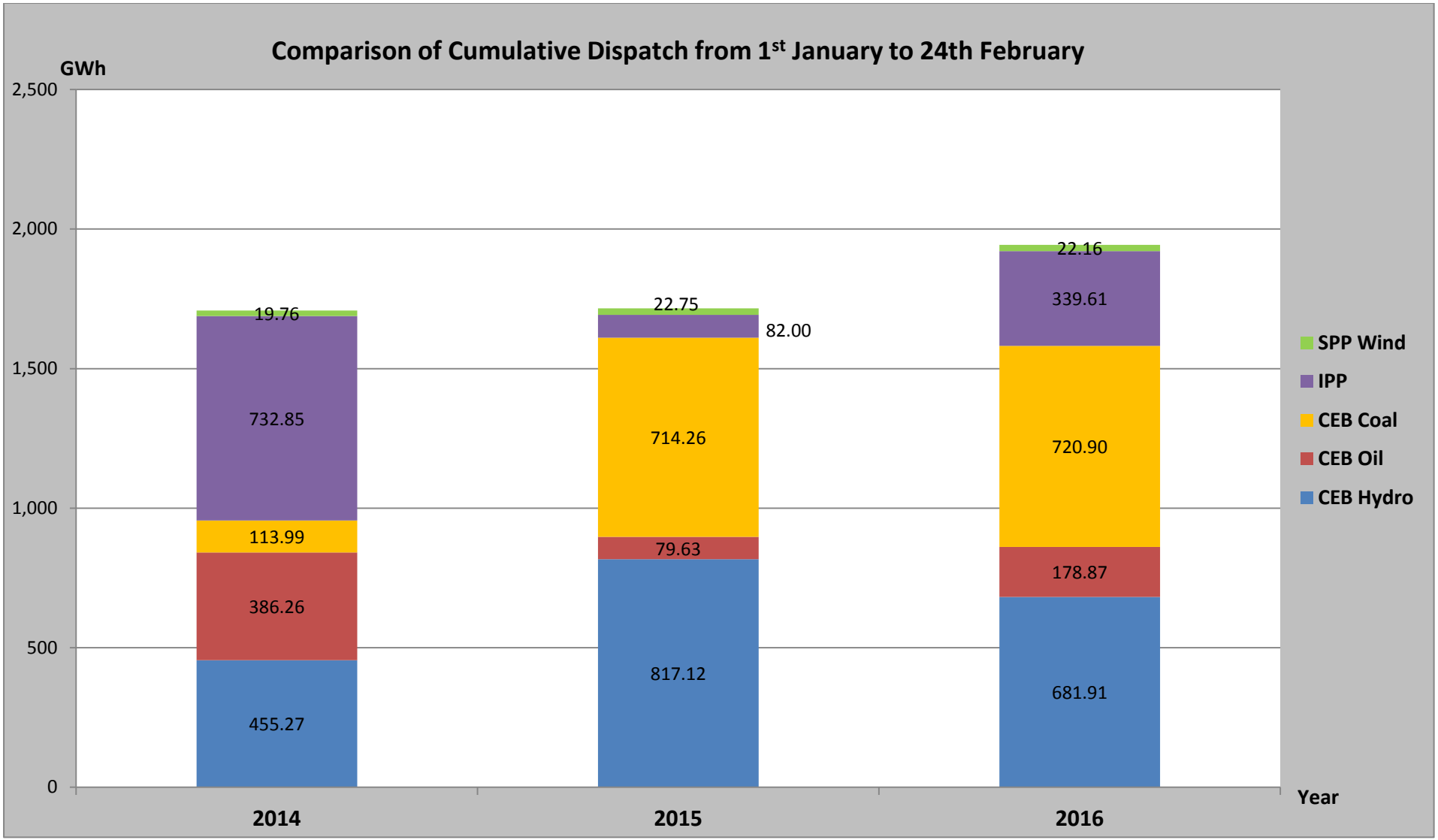

Note: *Generation from SPP Mini Hydro, Solar and Biomass is not included*

List of Power Stations

Power Station	Capacity (MW)	Primary Fuel
CEB Hydro		
Victoria	210	
Ukuwela	40	
Kotmale	201	
Randenigala	122	
Rantambe	49	
Bowatenna	40	
Nilambe	3.2	
Upper Kotmale	150	
Old Laxapana	50	
New Laxapana	115	
Polpitiya	75	
Wimalasurendra	50	
Canyon	60	
Samanalawewa	120	
Kukuleganga	75	
Inginiyagala	10	
Udawalawe	6	
CEB Thermal		
Sapugaskanda 1	72	Heavy Fuel
Sapugaskanda 2	72	Heavy Fuel
Kelanitissa Small Gas Turbines	68	Auto Diesel
GT 7 - Kelanitissa	115	Auto Diesel
Kelanitissa CCY	165	Naptha & Diesel
Lakvijaya (Puttalam Coal)	285	Coal
Lakvijaya (Puttalam Coal) Stage II	285	Coal
Lakvijaya (Puttalam Coal) Stage III	285	Coal
Uthuru Janani	24	Heavy Fuel
Barge CEB	60	Furnace Oil
Private Thermal (IPPs)		
Asia Power	51	Heavy Fuel
AES Kelanitissa	163	Auto Diesel
West Coast	270	Low Sulphur Furnace oil
Northern Power	27	Auto Diesel